



# Welcome to Shor-Line



**F**or over 83 years, Shor-Line has maintained a business philosophy dedicated to quality products and service.

As an animal health industry innovator, Shor-Line is constantly refining and adding to an extensive array of products to help animal care professionals provide the best possible care for their patients.

Our continuing research, field testing, quality control and open dialog with professionals worldwide enable us to provide the best equipment available anywhere.

As you browse through this catalog, you'll quickly appreciate Shor-Line's engineering expertise and use of quality materials, and recognize that our equipment is built to last!

And our service?

Even though times and the equipment you purchase and use have changed, our commitment to service is exactly the same as it was in 1927, namely, second to none.













You can find us online at [www.shor-line.com](http://www.shor-line.com). Our website provides useful information about our products, new items as well as the items in the catalog! We invite you to visit our website next time you are online.

Shor-Line is a proud company with a rich tradition and a genuine desire to serve you. Thank you for your support over the years and we look forward to contributing to the continued development of the animal care profession.

## Special Thanks...

Dr. Elizabeth Lindquist and Andrew Kvasnica, Little Apple Veterinary Hospital, Manhattan, Kansas for the reception photo; Dr. David Allen, Mission Med Vet, Mission, Kansas for the Exam Room/Client Consultation photo; Dr. David Allen and Dr. Amanda Stamper, Mission Med Vet, Mission, Kansas for the lab/Diagnostic/Pharmacy photo; Dr. Elizabeth Lindquist and Andrew Kvasnica, Little Apple Veterinary Hospital, Manhattan, Kansas for the Treatment photo; Dr. David Allen, Mission Med Vet, Mission, Kansas for the Surgery photo; Dr. David Allen, Arione Piper and Liz Talkington, Mission Med Vet, Mission, Kansas for the Post Op Recovery/ICU/Isolation photo; Dr. Jeff Grady, Grady Veterinary Hospital, Cincinnati, Ohio for the Animal Holding/Boarding photo; Mary Happy, Julie Schroeder and "Cocoa", Groomingdales of Lees Summit, Lees Summit, Missouri for the Pet Grooming photo; Dr. Resell, Atascocita Animal Hospital, Humble, Tx for this photo.

## TABLE OF CONTENTS

- Reception  page 5
- Exam Room/Client Consultation  page 7
- Lab/Diagnostic/Pharmacy  page 25
- Treatment  page 35
- Surgery  page 47
- Post Op Recovery/ICU/Isolation  page 67
- Rehabilitation  page 73
- Animal Holding/Boarding  page 77
- Pet Grooming  page 117
- Miscellaneous  page 125
- Shor-Line Service  page 128
- Index  page 132

This catalog may not include the latest product information. Our website is the best source for up to date information regarding our products. Please visit our website at [www.shor-line.com](http://www.shor-line.com) or call 1.800.444.1579.



# { } The story of Shor-Line



Earliest photo of Schroer Manufacturing Co., circa 1927.



One of our first catalogs.

**—SHOR-LINE—**  
**Hydraulic Lift  
Operating  
Table**



Available as follows:  
With white porcelain enameled base and white porcelain enameled top.  
With white porcelain enameled base and stainless steel top.  
With pastel green porcelain enameled base and stainless steel top.

Top drawn from one piece with round corners; no welding or seams; no sharp edges exposed. Size 22 x 60 inches.

All trim parts are chrome plated  
Height of top can be adjusted from a low of 29½ inches to a high of 39½ inches.

**SCHROER MANUFACTURING CO., 2221 Campbell, Kansas City 8, Mo.**  
Manufacturers of complete line of veterinary tables—Animal cages—instruments and equipment

A late 1950s ad, note the porcelain base on tables.

## Our Purpose Is To Serve You.

When Kansas City brothers Karl and Gery Schroer founded Schroer Manufacturing Company in 1927, the principle of quality workmanship and quality materials was a benchmark of their finished products. While today the brothers might be surprised by how much their company has changed, they would be proud that the company's dedication to service and quality has remained unchanged for over 79 years.

Originally the company operated as a job shop supplying products to various industries including large local veterinary pharmaceutical companies. Over time the company developed special expertise in veterinary equipment by manufacturing an extensive line of veterinary instruments and surgery/exam tables for these pharmaceutical companies. In the 1940s, the company recognized the benefits of stainless steel and began fabricating many products from this material. To this day, the use of stainless steel is synonymous with most Shor-Line equipment.

The early 1950s saw tremendous growth as the company diversified its product line by introducing galvanized dog cages. By the end of the decade, galvanized cages gave way to stainless steel construction. Demand for cages surged and by 1955 products were marketed under the new "Shor-Line" trademark name.

Product refinement and specialization occurred throughout the 1960s with the marketing of specialized cage products. Shor-Line developed an extensive line of tables, bathing tubs and weighing equipment. In addition, Shor-Line's unique V-Top Stainless Steel Surgery Table was introduced and marketed.

The decade of the 1970s saw the creation of an affiliate division to service the needs of animal control, humane societies, boarding kennels and zoos. Animal control and handling products were initially introduced.

By 1980, Shor-Line was working with digital and electronic technology for weighing and lifting tables. Diversification continued with dental products and the creation of a European division to serve overseas markets. Shor-Line became a full-time veterinary equipment supplier in the global marketplace.

The 1990s saw expansion into stainless steel kennel run systems and laminate cat condos. Through an acquisition, an affiliate company began production of galvanized kennel runs and kennel drainage systems. This acquisition, along with other innovations, allowed Shor-Line to offer a complete package of items to fit the varying needs of animal health providers.


Throughout its 79 plus years of history, Shor-Line has been in the business of serving the special needs of the veterinary industry. In fact, new products are developed based on suggestions and extensive discussion with animal care providers throughout the world. Additionally, Shor-Line's custom design engineers work directly with veterinary staffs and architects in planning and developing equipment and facility layouts to meet their special needs.

Service to the industry, technological foresight, quality construction and materials are all part of the Shor-Line philosophy. These are the same goals the Schroer brothers envisioned back in 1927. Today our purpose remains the same. Commitment to service is a timeless, well-proven concept and Shor-Line's reputation in this regard is known worldwide.

Give us a call at [800.444.1579](tel:800.444.1579), [913.281.1500](tel:913.281.1500) or visit us online at [www.shor-line.com](http://www.shor-line.com).



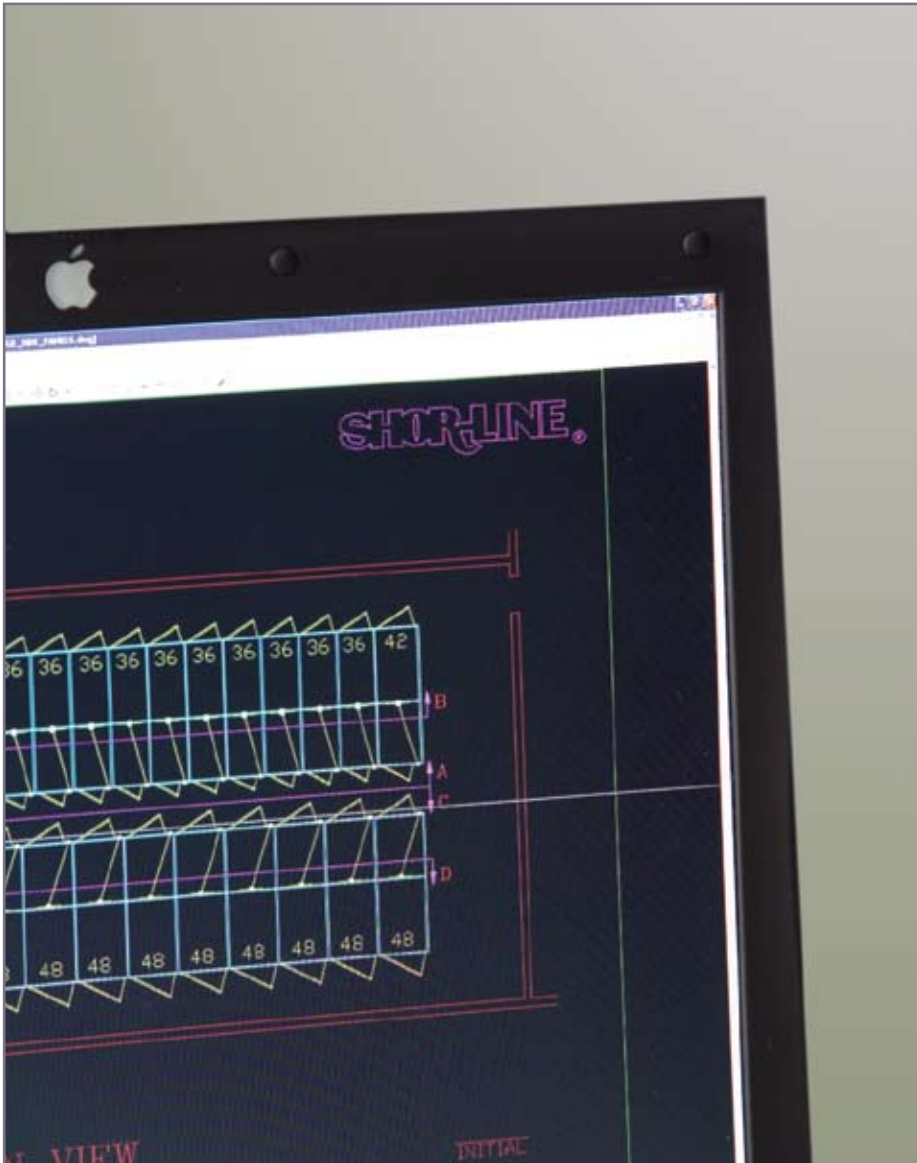
From a 1950s catalog...our cage doors even stand up to humans!



We know our cages are cool and this illustration from our 1957 catalog leaves no doubt about the quality and value of Shor-Line equipment.



# {} Custom Designs



By using cutting-edge **Engineering** design software, Shor-Line is able to develop better drawings, more quickly, and allow for easier revisions in response to client requirements and suggestions.

It is only following customer approval of all details, that we begin fabrication of the custom equipment.





# { Reception



{Special Thanks...Dr. Elizabeth Lindquist, Little Apple Veterinary Hospital, Manhattan, Kansas for this photo.}

Your **Reception** area creates an immediate impression with your customer. A clean, bright and odor-free reception area tells customers that they made the right decision entrusting their pet into your care.

Consider the benefits of a well-planned reception area:

- Every patient must be weighed. Performing this task immediately in the reception area saves time.
- Easy-to-clean equipment gives your team members more time for other duties.
- Proper traffic flow keeps people (and animals) from running into each other, allowing staff to efficiently process check-in or check-out.
- If space allows, a cat condo or holding cage in your reception area helps to manage unruly patients during check-in and check-out.



# { } Reception

## Canine Scale

Item#: 905.4010.00 Canine Scale with Corded Remote Display  
 905.4000.00 Canine Scale with Post Mounted Display

Shipping Weight: 905.4010.00 86 lbs.  
 905.4000.00 92 lbs.


### Benefits:

Reception area tough. Designed and manufactured to take constant use.


### Features:

- Accurate, reliable and repeatable weights in pounds and kilograms.
- Large, easy to see back lit LCD screen with 1 1/8" high numbers.
- Quick, on-screen weight calibration.
- Optional "locked" or "unlocked" weighing functions.
- Pounds and Kilograms are displayed simultaneously. 450lb/204kg capacity.
- Operates on a 9 volt battery or AC adaptor.
- Low profile stainless steel platform is 20"W x 44 1/2"L x 3 1/2"H.
- Gray, non-skid mat provides solid patient footing.
- Remote display is supplied with a 15' cord to mount readout in preferred location.

{905.4010.00}



{803.0200.00 & 803.0201.00} {918.0004.14}



{905.4000.00}

## Stat-Mats™ Prep/Exam Mat

Item#: 803.0200.00 20"w x 44"l x 1"  
 803.0201.00 20"w x 44"l x 1/2"

Shipping Weight: 803.0200.00 1 lb.  
 803.0201.00 1 lb.

### Benefit:

Provides a non-slip, secure surface for dogs on Shor-Line Scales.

### Features:

- Closed cell foam and polyurethane coating provide a durable, long lasting, supple surface that does not break down and is moisture/abrasion resistant.
- Seamless coating means no bacteria build-up and easy cleaning.
- Waterproof and stain resistant.

Complementary Products: 905.4010.00 Canine Scale with Corded Remote Display;  
 905.4000.00 Canine Scale with Post Mounted Display

## Reception/Office Chairs - Standard Desk Height

Item#: 918.0004.13 Adobe White  
 918.0004.14 Black  
 918.0004.15 Putty  
 918.0004.16 Royal Blue

Shipping Weight: 918.0004.13-16 32.5 lbs.

### Benefits:

Ergonomically designed. Truly comfortable and durable seating for you and your team members.

### Features:

- Sculpted seat with waterfall front.
- Contoured backrest, height and tilt adjustable.
- Designed for 29" high work surface, seat adjusts pneumatically from 16" to 21" high.
- Dual wheel casters designed for hard surface floors.
- Fixed foot ring for added comfort.
- Abrasion resistant #2 grade vinyl with Beautyguard® protective finish.
- Ten year limited warranty.



# { Exam Room/Client Consultation



{Special Thanks...Dr. David Allen, Mission Med Vet, Mission, Kansas for this photo.}

The *Exam* area of the facility serves several functions and is a place that needs to be workable for you, yet comfortable for both patient and owner.

Consider the following:

- Excellent room illumination and appropriate exam lighting devices are critical.
- Custom-tailor the room to how you perform examinations. Give extra consideration to room size, patient size and traffic flow.
- Neatness and ease of cleaning for this room are important.
- Instruments, medicines and supplies must be readily available, yet properly and securely stored.
- Equipment should promote staff safety and be comfortable to use.



# { } Exam Room/Client Consultation



{916.1140.00}



## Lift Exam Table

Item#: 916.1140.00

Shipping Weight: 318 lbs.



no lifting

### Benefits:

One of Shor-Line's "back-saving" products. Allows lifting and restraint of patient if assistance is not available during exam. Gentle start/stop minimizes patient anxiety.

### Features:

- Lifts patients up to 300 lbs.
- Exam surface travels from 12" to 39" high.
- Back board has two restraint bars with adjustable, locking cam cleats for patient restraint.
- Exam surface is 44½" long by 20" wide.



{916.3300.00}



## Lift Exam Table with Canine Scale

Item#: 916.3300.00

Shipping Weight: 332 lbs.



no lifting

### Benefits:

All the benefits of the Lift Exam Table combined with our Canine Scale. See page 6, for the features of Shor-Line Canine Scale.

NOTE: All Shor-Line Lifting Tables are designed for ANIMAL USE only.



{903.3120.00}



### Mobile Animal Lift Table

Item#: 903.3120.00

Shipping Weight: 187 lbs.




**Benefits:**

The multi-functional Mobile Animal Lift Table solves your lifting, exam and treatment issues, especially for injured and post-op patients. Another Shor-Line “back-saving” product.

**Features:**

- Foot switch engages a quiet, battery operated rechargeable actuator system that lifts up to 200 lbs.
- Table top raises from 10¾” to 37¾” high.
- Stainless steel exam top is 44½” long by 20” wide with raised edges to prevent fluid run-off.
- Two tie-down restraint cleats on each side of table for secure animal transport.
- Corrosion resistant reinforced nylon locking casters and rotating non-marring bumpers.



Foot switch.

{903.3120.01}



Pull out/Push in display.

### Mobile Animal Lift Table with Canine Scale

Item#: 903.3120.01

Shipping Weight: 235 lbs.



**Benefits:**

All the benefits of the Mobile Animal Lift Table combined with our Canine Scale. See page 6, for the features of Shor-Line Canine Scale.



NOTE: All Shor-Line Lifting Tables are designed for ANIMAL USE only.



# { } Exam Room/Client Consultation

## Mark II Exam Table

Item#: 903.1000.10 Mark II Exam Table, White  
903.1000.50 Mark II Exam Table, Almond

Shipping Weight: 228 lbs.

### Benefits:

The free-standing Mark II Exam Table allows for 360° access around your patient plus ample storage for all of your instruments and supplies.

### Features:

- Recessed handles prevent clothing snags.
- Chip resistant, 3 mm PVC edge banding on door and drawer edges.
- High pressure laminate on all surfaces. White and Almond are standard colors. Optional colors and patterns available at additional cost.
- Toe kick base surrounds cabinet.
- Stainless steel exam top is 44½" long by 20" wide with raised edge to prevent fluid run-off.
- Cabinet has 5 drawers and 1 large storage space.

{903.1000.50 Almond}



{905.3210.10 White}



## Mark IV Exam Table with Canine Scale

Item#: 905.3210.10 Mark IV Exam Table with Canine Scale, White  
905.3210.50 Mark IV Exam Table with Canine Scale, Almond

Shipping Weight: 248 lbs.

### Benefits:

The all-in-one Mark IV is an exam table with ample storage combined with the Canine Scale for recording accurate patient weights. See page 6, for the features of Shor-Line Canine Scale.

### Features:

- Recessed handles prevent clothing snags.
- Chip resistant 3 mm PVC edge banding on door and drawer edges.
- High pressure laminate on all surfaces. White and Almond are standard colors. Optional colors and patterns available at additional cost.
- Stainless steel scale/exam top is 44½" long by 20" wide with raised edge to prevent fluid run-off.
- Corded remote scale display mounts easily on the wall.
- Cabinet has 3 drawers and 1 large storage space.

{905.0400.01}



### Feline Scale

Item#: 905.0400.01

Shipping Weight: 8 lbs.

**Benefits:**

Compact in size to save counter space but large enough to accurately weigh your largest *Felis domesticus*.

**Features:**

- Push button zero/tare weight.
- Pound/Kilogram switch.
- 44 lb/20 kg capacity in .02 lb/10g increments.
- Removable tray for easy cleaning.
- 9 Volt battery (included).



{905.0400.02}

### Small Animal/Avian Scale

Item#: 905.0400.02

Shipping Weight: 2 lbs.

**Benefits:**

Our Small Animal/Avian Scale displays accurate weights of small critters.

**Features:**

- Single button for ON/OFF/TARE functions.
- Pound/Kilogram switch.
- 9lb/5000 g capacity in .05 oz/1g increments.



{905.0400.03}

### Versatile Bird Perch

Item#: 905.0400.03

Shipping Weight: 1 lb.

**Benefits:**

Three perch diameters for different sizes of birds.

**Features:**

- Can be used with or without removable perch covers (included).
- Much easier to clean and sanitize than wooden perches.





## Fold-Up Wall Mount Exam Table

Item#: 903.1130.00

Shipping Weight: 55 lbs.


### Benefits:

Maximize valuable space with our Fold-Up Wall Mount Table. Wall mount design leaves floor space open.

### Features:

- Table extends only 5" from wall when folded up.
- Locks securely in folded and extended position.
- 44½" long x 20" wide stainless steel exam top.

{903.1130.00}



{903.1030.00}



{903.1110.00}

## Stationary Wall Mount Exam Table

Item#: 903.1030.00

Shipping Weight: 77 lbs.

### Benefits:

Large exam surface with storage drawer. Wall mount design leaves floor space open.

### Features:

- Extra-large stainless steel exam surface, 46" long x 22" wide.
- Storage drawer is 11" wide x 15½" long x 4¼" high.

## Pedestal Base Exam Table

Item#: 903.1110.00

Shipping Weight: 170 lbs.

### Benefits:

Quality stainless steel exam table at a budget price.

### Features:

- Heavy, tip-resistant base has adjustable leveling feet.
- 44½" long x 20" wide exam surface with raised edge to prevent fluid run-off.
- Overall height is 35".

This catalog may not include the latest product information. Our website is the best source for up to date information regarding our products. Please visit our website at [www.shor-line.com](http://www.shor-line.com) or call 1.800.444.1579.



{903.1240.02}



## Economy Lift/Exam Table, Hydraulic or Electric

Item#: 903.1240.02 Hydraulic

903.1240.00 Electric

Shipping Weight: 903.1240.02 187 lbs.

903.1240.00 187 lbs.



### Benefits:

A great lift exam table for the budget conscious.

### Features:

- "Super-sized" stainless steel exam top, 46" x 25".
- Lifts up to 250 lbs.
- Table top raises from 20" to 41" high.

{903.1240.00}



## Stat-Mats™ Prep/Exam Mat

Item#: 803.0200.00 20"w x 44"l x 1"

803.0201.00 20"w x 40"l x 1/2"

Shipping Weight: 803.0200.00 1 lb.

803.0201.00 1 lb.

### Benefit:

Provide conductive warmth and cushioned comfort for animals during short or long procedures.

### Features:

- A beneficial and cost effective solution that boldly addresses the concern of heat loss in the veterinary clinic or animal hospital.
- Constructed from high-quality insulating materials, Stat-Mats™ prevent body heat loss that occurs from contact with cold surfaces.
- Closed cell foam and polyurethane coating provide a durable, long lasting, supple surface that does not break down and is moisture/abrasion resistant.
- Seamless coating means no bacteria build-up and easy cleaning.
- Waterproof and stain resistant.
- Saves cost of laundering towels.



{803.0200.00}

Complementary Products: 903.3120.00 Mobile Animal Lift Table, page 9; 903.3120.01 Mobile Animal Lift Table with Canine Scale, page 9; 916.1140.00 Lift Exam Table; 916.3300.00 Lift Exam Table with Canine Scale, page 8.





## Lab Chairs, Round Seat with Small Backrest, Counter Height

Item#: 918.0004.29 Adobe White

918.0004.30 Black

918.0004.31 Putty

918.0004.32 Royal Blue

Shipping Weight: 918.0004.29 -32 28 lbs.

### Benefits:

As comfortable and economical as our desk height lab chairs but designed for use at a standard 36" high counter top.

### Features:

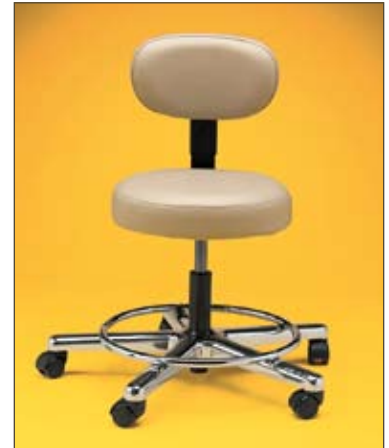
Same as our desk height lab chair with these differences:

- Pneumatic cylinder adjusts seat height from 21" to 28".
- Comfort foot ring is height adjustable.

{918.0004.29 Adobe White}



{918.0004.11 Putty}



## Lab Chairs, Round Seat with Small Backrest, Desk Height

Item#: 918.0004.09 Adobe White

918.0004.10 Black

918.0004.11 Putty

918.0004.12 Royal Blue

Shipping Weight: 918.0004.09 -12 26 lbs.

### Benefits:

Quality seating at affordable pricing.

### Features:

- Pneumatic cylinder adjusts seat height from 16" to 21".
- Adjustable backrest.
- 15" diameter seat, 2½" thick foam padding.
- Wear-resistant #2 grade vinyl with Beautyguard® protective finish.
- Comfort fixed foot ring.
- Dual wheel casters designed for hard surface floors.



{918.0004.34}



{918.0004.08}

## Economy Lab Stool

Item#: 918.0004.34

Shipping Weight: 13 lbs.

### Benefits:

Comfortable seating for lab or exam room.

### Features:

- Pneumatic seat adjusts from 19½" to 27½".
- Black only.

## Surgeon's Chair

Item#: 918.0004.33

Shipping Weight: 23 lbs.

### Benefits:

Comfortable economy seat for surgery

### Features:

- Pneumatic seat adjusts from 18½" to 26½"
- Padded upright swivels from backrest to forearm support.
- Adjustable footring.
- Black only.



{918.0004.33}

## Economy Stool, Threaded Stem

Item#: 918.0004.08

Shipping Weight: 21 lbs.

### Benefits:

Comfortable economy seating.

### Features:

- Manually rotate seat to adjust height from 18½" to 24½".
- Seat available in White only.

## Woods/Exam Hand-Held Light with Magnifier

Item#: 913.2004.00


Shipping Weight: 4 lbs.

### Benefits:

Do your routine examinations and check for fungal conditions with one light.

### Features:

- Two-4 watt white fluorescent lights (4100°K) for routine examinations.
- Two-4 watt UV fluorescent lights for fungal examinations.
- 2x magnification, ground glass lens.



## Clip Light

Item#: 910.0500.37

Shipping Weight: 1 lb.

### Benefits:

The Heine Cliplight® is a professional quality examination light.

### Features:

- Bright, white light.
- Molded finger rest for secure handling.
- Durable metal housing.
- Clip-switch automatically turns unit off when clipped back into pocket.

## Mini 3000 Otoscope

Item#: 910.0502.47

Shipping Weight: 2 lbs.

### Benefits:

The companion to the Mini Ophthalmoscope and an excellent value.

### Features:

- Swiveling, 3x magnification viewing window.
- Very bright white light from the XHL Xenon Heine bulb.
- Slotted cone locks specula firmly in place.
- Clip-switch handle, automatically turns unit off when clipped back into pocket.
- Durable polycarbonate construction, black color.

Complementary Products: 910.0502.46 Mini Ophthalmoscope [this page](#); 910.0502.50 Replacement bulb for Mini 3000 Otoscope (not shown); 910.0500.87 Disposable Specula 2.5 mm, page 17; 910.0500.88 Disposable specula 4 mm, page 17.



## Mini 3000 Ophthalmoscope

Item#: 910.0502.46

Shipping Weight: 2 lbs.

### Benefits:

Precision Heine optics, and a full range of features at a “mini” price.

### Features:

- Rubber brow rest protects users glasses and helps steady instrument.
- Illuminated lens display for ease of reading diopter selection.
- 2.5v Heine XHL halogen bulb provides bright shadow-free light with ideal color temperature for fundus examination.
- Clip-switch handle, automatically turns unit off when clipped back into pocket.
- Five apertures to accommodate all types of primary exams: large spot, small spot, fixation star, hemi-spot and red-free filter.
- Durable polycarbonate construction, black color.

Complementary Products: 910.0502.47 Mini Otoscope [this page](#); 910.0502.51 Replacement bulb for Mini 3000 Ophthalmoscope (not shown).





## Diagnostic Set, Mini 3000 Otoscope/ Ophthalmoscope Set

Item#: 910.0502.07

Shipping Weight: 5 lbs.

### Features:

- One Mini 3000 Otoscope and one Mini 3000 Ophthalmoscope
- Four reusable short specula.
- Ten disposable short specula.
- Hard carry/storage case holds entire set.

Complementary Products: 910.0501.23 Specula Set, 4, 6 & 9 mm **opposite page**.



## Specula Adaptor for Beta 100 Otoscope

Item#: 910.0501.76

Shipping Weight: 0.5 lbs.

### Benefits:

Adaptor fits on the Beta 100 Otoscope and allows for the use of the reusable Vet. Specula Set 910.0501.23 **opposite page**.

{910.0502.07}



{910.0501.76}



{910.0500.59}



{910.0500.59}



{910.0501.24}

## K 180 Ophthalmoscope, Head Only

Item#: 910.0500.59

Shipping Weight: 1 lb.

### Benefits:

The K180 Ophthalmoscope is fully featured at an economical price.

### Features:

- XHL Xenon Halogen Technology for bright, white light.
- Ergonomic design. Soft rubber curved rest fits orbita comfortably.
- Five aperture selections; slit, cobalt blue, large spot, small spot and red-free filter.
- 28 diopter selections from -35D to +40D.

Complementary Products: 910.0500.14 Beta R Plug-In Rechargeable Handle, page 18; 910.0500.58 Beta NT Rechargeable Handle for NT 200 Well Charger, page 18; 910.0500.18 Replacement Bulb for K180 Ophthalmoscope (not shown).

## Beta 100 Otoscope, Head Only

Item#: 910.0501.24

Shipping Weight: 1 lb.

### Benefits:

Exceptional Heine quality with an all metal housing and direct illumination.

### Features:

- XHL Xenon Halogen Technology for bright, white light.
- Non-scratch viewing window with 3x magnification.
- Permanent insufflation port for pneumatic otoscopy.

Complementary Products: 910.0501.76 Specula Adaptor **this page**; 910.0501.23 Specula Set, 4, 6 & 9 mm **opposite page**; 910.0500.14 Beta R Plug-In Rechargeable Handle, page 18; 910.0500.58 Beta NT Rechargeable Handle for NT 200 well charger, page 18; 910.0500.49 Replacement bulb for Beta 100 Otoscope (not shown).



## Diagnostic Set

Item#: 910.0500.01

Shipping Weight: 5 lbs.

### Benefits:

Complete diagnostic set in a protective case.

### Features:

- K180 Ophthalmoscope.
- Beta 100 Otoscope and specula adaptor.
- Three reusable specula.
- Wall-plug rechargeable handle 910.0500.14, page 18.
- Zippered storage case.

{910.0500.01}



## Beta 200 Fiber Optic Otoscope, Head Only

Item#: 910.0501.22

Shipping Weight: 1 lb.

### Benefits:

Viewing window swivels to either side and the distal fiber optic lighting provides open area for instrumentation.

### Features:

- Same great features as the Beta 100 but with the perfectly even, bright white light that only fiber optics can deliver.
- No tip adapter needed for Vet. Specula.

**Complementary Products:** 910.0501.23 Specula Set (Beta 200 Only) 4, 6 & 9 mm [this page](#); 910.0500.14 Beta R Plug-In Rechargeable Handle; 910.0500.58 Beta NT Rechargeable Handle for NT 200 Well Charger, page 18; 910.0500.30 Replacement Bulb for Beta 200 Fiber Optics Otoscope (not shown).

{910.0501.22}



{910.0500.88 & 910.0500.87}



{910.0501.23}

## Specula Set 4, 6 & 9 mm

Item#: 910.0501.23 For Beta 100 Otoscope, Beta 200 Otoscope and mini 3000 Otoscope

Shipping Weight: 1 lb.

### Benefits:

Reusable specula. Designed for animal use.

### Features:

- "Twist lock" design so they won't pop off the otoscope head.
- Constructed of Sanalon and autoclavable to 134°C/273°F.

## Disposable Specula

Item#: 910.0500.87 Disposable Specula, 2.5 mm, 1000/carton

910.0500.88 Disposable Specula, 4 mm, 1000/carton

Shipping Weight: 1.5 lbs.

### Benefits:

Designed and priced for one time use.

### Features:

- Firm fit to otoscope head.
- Fits 910.0502.47 Mini 3000 Otoscope and 910.0501.24 Beta 100 Otoscope.





## HSL 150 Slit Lamp, Head Only

Item#: 910.0501.25

Shipping Weight: 1 lb.



### Benefits:

Ideal for performing quick and detailed exams of the anterior portion of the eye.

### Features:

- Slit size is adjustable from .2 mm x 10 mm to 4.0 mm x 14 mm.
- 6x magnification.
- Blue interface filter (FITC), can be selected for corneal examination.
- Heine XHL Xenon Illumination, 3.5 Volt.

**Complementary Products:** 910.0500.14 Rechargeable Handle, Wall Plug-In [this page](#); 910.0500.58 Rechargeable Handle, for NT 200 Well Charger [this page](#); 910.0500.26 Bulb for HSL 150 (not shown); 910.0501.27 Loupe Attachment, 10x, for HSL 150 [this page](#).

{910.0500.51}



{910.0501.25}



{910.0501.27}



## Loupe Attachment, 10x, for HSL 150

Item#: 910.0501.27

Shipping Weight: 1 lb.

### Benefits:

The 10x loupe attachment increases magnification and working distance from your patient.

## “C” Cell Converter & Battery Extension for Beta Handles

Item#: 910.0500.51 “C” Cell Converter for Beta Handles


910.0500.52 “C” Cell Battery Extension (3 batteries)

for 3.5 Volt Beta Handles (not shown).

Shipping Weight: 1 lb.

### Benefits:

These two items will convert a 3.5 Volt Beta R or Beta NT Handle to “C” cell battery power.



{910.0500.14}



{910.0500.58}

## Beta R Rechargeable Plug-In Handle

Item#: 910.0500.14

Shipping Weight: 1 lb.

### Benefits:

Simply unscrew the cap and plug-in to a wall socket to recharge.

### Features:

- NiCd rechargeable battery.
- For use with K180, Beta 100, Beta 200, HSL 150 Heads and Finoff Transilluminator.

**Complementary Products:** 910.0500.51 “C” Cell Battery Conversion [this page](#); 910.0500.54 NiCd Battery, 3.5 Volt (not shown).

## Beta NT Well Charger Handle

Item#: 910.0500.58

Shipping Weight: 1 lb.

### Benefits:

Always fully charged and ready to use when stored in the Heine Well Charger (well charger purchased separately).

### Features:

- NiCd rechargeable battery.
- For use with K180, Beta 100, Beta 200, HSL 150 Heads and Finoff Transilluminator.

**Complementary Products:** 910.0500.57 NT-200 Well Charger, [opposite page](#).

## EN-100 Otoscope/Ophthalmoscope Wall Unit Set

Item#: 910.0501.16

Shipping Weight: 6 lbs.

### Benefits:

This wall unit diagnostic center is always ready and within easy reach.

### Features:

- Newly designed magnetic ON/OFF switch turns instruments on when removed from the cradle and off when returned.
- No moving parts to wear out.
- Exclusive "soft-start" transformer avoids a power surge at switch-on which protects the bulbs and prolongs their life.
- Rheostat located on the handle to adjust bulb brightness.
- High-memory spiral cords with 10 foot range. Cords return to original shape and size after each use.
- Includes K180 Ophthalmoscope Head, Beta 100 Otoscope Head, Beta 100 Specula Adaptor, Set of Reusable Vet Specula.

{910.0501.13}



{910.0501.16}

## EN 100, Trio Extension Unit

Item#: 910.0501.13

Shipping Weight: 1 lb.

### Benefits:

Add an extra module to your EN 100 diagnostic center and include the HSL-150 Slit Lamp, page 18; or Finnoff Transilluminator, page 22. (Slit Lamp Head and Finnoff Transilluminator Head sold separately.)



Beta NT handle not included.  
{910.0500.57}



## NT-200 Well Charger

Item#: 910.0500.57

Shipping Weight: 2 lbs.

### Benefits:

Exclusive "smart-charge" system brings depleted batteries back to full charge with over-charge protection.

### Features:

- Can charge two handles simultaneously.
- Charges all 3.5 Volt Heine Handles along with most other major brands.



Blood Pressure gauge not included.  
{910.0501.32}



Blood Pressure gauge not included.  
{910.0501.32}

## EN 100 Instrument Storage Box on Mobile Stand

Item#: 910.0501.32

Shipping Weight: 30 lbs.

### Benefits:

EN 100 diagnostic center (sold separately) can be mounted directly onto the storage box. The storage box is large enough to hold all your diagnostic instruments allowing you to move them easily to any exam room or treatment area in your hospital.



## **Sigma 150K Binocular Indirect Ophthalmoscope (B.I.O.)**

Item#: 910.0500.85

Shipping Weight: 2 lbs.

### **Benefits:**

The practice of indirect ophthalmoscopy allows you to examine the periphery of the retina as far as the equator and Ora Serrata. An observed field of approximately 40° can be obtained on the fundus (compared to 8-10° with a direct ophthalmoscope). The working distance between you and your patient is 16 to 19 inches for added safety when compared to direct ophthalmoscopy.

### **Features:**

- Light intensity is easily controlled with the use of the mPack Power Supply (purchased separately). Bright enough to penetrate opaque media in the anterior segment, yet the intensity can be lowered to reduce protective reflex actions of the patient.
- Stereoscopic view makes it easier to see and interpret elevations and excavations on the retina. The range of depth of focus is wide, allowing the structure of the retina and the vitreous to be seen simultaneously.

**Complementary Products:** 910.0500.86 Aspheric Ophthalmoscopy Lens, Ground Glass, AR 20 D [opposite page](#); 910.0500.97 Aspheric Ophthalmoscopy Lens, Molded Glass, 20 D [opposite page](#); 910.0501.49 mPack Li-Ion Power Supply, [page 63](#); 910.0500.91 Teaching/Observation Mirror, [page 22](#); 910.0500.98 B.I.O. Instructional Tape, VHS, [page 22](#); 910.0501.36 Storage Case for the Binocular Indirect Ophthalmoscope, [page 22](#).

{910.0500.85}





# Omega 500 Binocular Indirect Ophthalmoscope (B.I.O.)

Item#: 910.0500.99

Shipping Weight: 3 lbs.



## Benefits:

Patented “Synchronized Adjustment of Convergence and Parallax” allows for the precise selection of observation and illumination optics for any pupil size. Optimized for even better functionality in small pupils down to 1.0 mm (up to 10mm).

## Features:

- A new multi-coated illumination system, featuring a new XHL Xenon Halogen Technology bulb, reduces corneal reflexes and ensures clear, high-resolution images of the fundus which are up to 100% brighter.
- Articulating rear hinge provides vertical adjustment of the rear band for a secure fit for all shapes and sizes.
- Ergonomic design and increased cushioning for optimal weight transfer across the entire surface of the headband. No pressure points.
- Calibrated overband position ensures optics are in true horizontal position for precise adjustment.

Complementary Products: 910.0500.86 Aspheric Ophthalmoscopy Lens, Ground Glass, 50 mm Diameter, AR 20 D [this page](#); 910.0500.97 Aspheric Ophthalmoscopy Lens, Molded Glass, 50 mm Diameter, 20 D [this page](#); 910.0501.49 mPack Li-Ion Power Supply, page 63; 910.0500.91 Teaching/Observation Mirror; 910.0500.98 B.I.O. Instructional Tape, VHS, page 22; 910.0501.36 Storage Case for the Binocular Indirect Ophthalmoscope, page 22.

{910.0500.99}



## Aspheric Ophthalmoscopy Lens, Molded Glass, 20 D

Item#: 910.0500.97

Shipping Weight: 1 lb.

## Benefits:

Value priced with performance superior to plastic lenses.

## Features:

- Aspheric surface greatly reduces distortion of the periphery.
- Lens is triple-coated to reduce reflection and allow good light transmission.
- 50 mm diameter provides greater field of view.
- Storage case included.

{910.0500.97}



{910.0500.86}

## Aspheric Ophthalmoscopy Lens, Ground Glass, AR 20 D

Item#: 910.0500.86

Shipping Weight: 1 lb.

## Benefits:

Superior, distortion-free images that can only be obtained with a ground glass lens.

## Features:

- Advanced multi-coating for reduced reflection and excellent light transmission.
- Aspheric curvature for best images.
- 50 mm diameter provides greater field of view.
- Storage case included.





## Storage Case for Sigma 150 or Omega 500 B.I.O.

Item#: 910.0501.36

Shipping Weight: 15 lbs.

### Benefits:

Protects your investment.

### Features:

- Soft sided with foam inserts.
- Shoulder strap or backpack strap (removable).

{910.0501.36}



## Teaching/Observation Mirrors

Item#: 910.0500.91 Teaching/Observation Mirror for Sigma 150K

910.0501.06 Teaching/Observation Mirror for Omega 500

Shipping Weight: 1 lb.

### Benefits:

Excellent tool for training associates and staff as well as client education. The mirror allows the observer to see what the examiner sees.



{910.0500.91}



{910.0501.06}



{910.0500.98}

## B.I.O. Instructional Tape

VHS "Techniques in Veterinary Binocular Indirect Ophthalmoscopy"

Item#: 910.0500.98

Shipping Weight: 1 lb.

### Benefits:

Produced in association with Colorado State University College of Veterinary Medicine, Department of Ophthalmology. Dr. Tanya Nuhsbaum. Clearly and concisely demonstrates binocular indirect ophthalmoscopy on small animals. Length of VHS presentation is 13 minutes.

## Finoff Transilluminator

Item#: 910.0500.40

Shipping Weight: 1 lb.

### Benefits:

Excellent light source for scleral transillumination.

### Features:

- 3.5 Volt HXL Xenon Illumination.



{910.0500.40}

Complementary Products: 910.0500.14 Beta R Rechargeable plug-in handle, page 18.

## Gamma 20 Stethoscope

Item#: 910.0500.12

Shipping Weight: 1 lb.

### Benefits:

The Gamma 20 has a weighted, anatomical chest piece that optimizes sounds through the specially designed acoustical chamber for superior amplification of both low and high frequencies.

### Features:

- Soft silicone ear tips.
- Adjustable stainless steel binaurals for comfort and enhanced sound transmission.

{910.0500.12}



{910.0501.46}



## Gamma 2.2 Stethoscope

Item#: 910.0501.46

Shipping Weight: 1 lb.

### Benefits:

Excellent acoustic performance at an economical price.

### Features:

- Lightweight 32mm diameter bell and 45mm diameter membrane.
- Integrated twin spring design for durability and comfort.
- Soft ear tips with screw fitting.
- Spare ear tips and membrane included.



{918.0006.03}

## Economy X-Ray Viewers

Item#: 918.0006.02 Economy X-Ray Viewer, Single Bank, Surface Wall Mount

918.0006.12 Economy X-Ray Viewer, Single Bank, Recessed Wall Mount

918.0006.03 Economy X-Ray Viewer, Two Bank, Surface Wall Mount

918.0006.13 Economy X-Ray Viewer, Two Bank, Recessed Wall Mount

Shipping Weight: Single Bank 19 lbs.

Two Bank 34 lbs.

### Benefits:


Good quality, economic viewer. Perfect for client consultation and education.

### Features:

- Two fluorescent tubes per bank.
- Film grips on top and bottom.
- Powder coated finish is superior in durability compared to spray painted viewers.
- Instant ON switch.

Note: Deluxe X-ray viewers on page 32 & 59.





## Modular Exam Cabinetry

All cabinets shown are available in various sizes and choices of laminate colors. Call 800.444.1579 to request additional information from a Shor-Line representative.

### Benefits:

These cabinets help maximize space for you and your clients while still providing all the storage and product display that you require.

### Features:

- Made of heavy duty material and hardware not normally available from your local supplier of consumer grade cabinets.
- ¾" thick panels.
- Special MRB (moisture resistant board) on all sink cabinets.
- Medical or recessed handles (your choice).
- Knuckle or hidden hinges (your choice).
- 3mm PVC banding on all door and drawer edges to prevent chipping.
- Available in various sizes and laminate colors.





{Special Thanks...Dr. David Allen and Dr. Amanda Stamper, Mission Med Vet, Mission, Kansas for this photo.}

Correct information from **Lab** tests is maximized with quality test equipment and a work area designed for efficiency.

Don't overlook the following when designing or upgrading this important area:

- It is easy for counterspace to be cluttered with test equipment. Plan accordingly when deciding the total amount of counterspace needed.
- This area is subject to all kinds of spills. It must be easy to clean.
- Adequate storage space is often overlooked in this part of the facility. For an efficient lab area, all needed supplies must be at your fingertips, but not in the way.
- Narcotic substances need to be secure and controlled. A narcotics safe limits access to only authorized staff.

## Shor-Line Infinity - Plus Microscope

Item#: 910.0100.62

Shipping Weight: 22 lbs.

### Benefits:

What do you do if your practice demands a research quality microscope? Get the Infinity-Plus from Shor-Line. The Infinity-Plus can do everything our Shor-Line IP730 can do and has these added features and enhancements.

### Features:

- Infinity-corrected optics for better resolution, contrast and flatness of field.
- Koehler illumination and variable light intensity without losing any acuity or brightness.
- Ergonomically designed for comfort during extended use.
- Plan Objectives: 4x, 10x, 40x, and 100x (oil). 40x and 100x are spring loaded.
- Extra bulb and cleaning kit included.
- UL/CSA approved electronics.
- Five year limited warranty.



{910.0100.62}



Infinity-corrected optics and plan objectives.



Koehler illumination.

{910.0200.09}



## Shor-Line M250 LED Microscope

Item#: 910.0200.09 250 LED

910.0200.11 250 LED with Carry Case

Shipping Weight: 910.0200.09 20 lbs.

910.0200.09 21 lbs.

### Benefits:

New from Shor-Line, a quality microscope with the rugged construction needed for a mobile or large animal practice. The sealed optics, anti-fungal coating and battery operated (three AA batteries) cordless lighting have been designed for field use. Optical quality is superior to other microscopes with these features and at this price level.

### Features:

- Seidentopf binocular head.
- DIN achromatic objectives are par-focal, par-centric and color coded 4x, 10x, 40x, 100x (oil).
- Widefield 10x/18 eyepieces.
- Pre-centered Abbe condenser. N.A. 1.25 with iris diaphragm and filter holder.
- Coaxial coarse and fine focusing with safety stop.
- LED illumination rated at 10,000 hours. Battery operated (three AA batteries), AC adapter included.
- Cleaning kit included.
- Five year limited warranty.



{910.0100.76}

## Shor-Line IP730 Microscope

Item#: 910.0100.76

Shipping Weight: 20 lbs.



### Benefit:

The IP730 Microscope from Shor-Line is an excellent basic tool for your standard tasks, e.g. fecal exams, fungal tests, routine hematology, urine sediment exams, gram stains, etc.

### Features:

- Seidentopf binocular head with 80/20 beam splitter
- Koehler type illumination and variable light intensity without losing any acuity or brightness.
- Ergonomically designed for comfort during extended use.
- Achromatic objectives: 4x, 10x, 20x, 40x, 100x (oil).
- Coaxial coarse and fine focusing system help.
- Focusable and centerable N.A. 1.25 Abbe condenser with graduated iris diaphragm and filter holder.
- Widefield 10x/22 eyepieces.
- Cleaning kit included.
- 5 year limited warranty.



## Tuttnauer Manual Autoclaves

Item#: 910.0100.30 Tuttnauer Manual Autoclave #2340M

910.0100.31 Tuttnauer Manual Autoclave #2540M

Shipping Weight: 910.0100.30 85 lbs.

910.0100.31 85 lbs.

### Benefits: (both units)

These basic manual autoclaves from Tuttnauer will satisfy all the sterilization needs of most veterinary hospitals.

### Features (both units):

- Automatic shut-off at the end of both the sterilization and dry cycles.
- Electro polished chamber and door for long life against corrosion.
- Double safety locking device prevents door from opening while chamber is pressurized.
- Overheat shut-off prevents burnout of heating elements in case of insufficient water in the chamber.
- Drain valve is located on the front, allowing quick and easy draining of water reservoir.
- One year parts and labor warranty.



{910.0100.30}

Model	Chamber Dimensions	Volume	Overall Dimensions	Standard Cassette Capacity	Tray Dimensions	# of Trays	Standard Unwrapped Cycle
2340M	9" x 18"	5 gallon	21.5" x 20 x 14.4"	2 full & 2 half	6.7" x 16.3" x 0.8"	3	Cold: 30 min. Hot: 20 min.
2540M	10" x 19"	6 gallon	21.5" x 20 x 14.4"	3 full & 3 half	6.7" x 16.3" x 0.8"	4	Cold: 30 min. Hot: 20 min.

## Tuttnauer Valueklave #1730

Item#: 910.0100.72 Tuttnauer Valueklave #1730

Shipping Weight: 50 lbs.

### Benefits:

High speed and reliability for all your basic sterilization needs at a "value" price.

### Features:

- Fast cycle time 9 minutes from a hot start (standard unwrapped cycle time).
- Automatic shut-off at the end of both the sterilization and dry cycles.
- Electro polished chamber and door for long life against corrosion.
- Double safety locking device prevents door from opening while chamber is pressurized.
- Overheat shut-off prevents burnout of heating elements in case of insufficient water in the chamber.
- Drain valve is located on the front, allowing quick and easy draining of water reservoir.
- One year parts and labor warranty.



{910.0100.72}

Model	Chamber Dimensions	Volume	Overall Dimensions	Standard Cassette Capacity	Tray Dimensions	# of Trays	Standard Unwrapped Cycle
Valueklave 1730	7" x 13"	2 gallon	17.9" x 17.4" x 12"	2 half	4.7" x 11.6" x 0.8"	3	Cold: 12 min. Hot: 9 min.





{910.0100.32}

## Tuttnauer Automatic Autoclaves

Item#: 910.0100.32 Tuttnauer Automatic Autoclave EZ9

910.0100.33 Tuttnauer Automatic Autoclave EZ10

Shipping Weight: 95 lbs. (both units)

### Benefits:

Fill, sterilize, exhaust and dry at the touch of a button.

### Features:

- Closed door active drying system to maintain sterility and ensure efficient drying of packs and pouches.
- High efficiency air pump circulates hot air after the sterilization cycle for fast drying.
- HEPA filter .2µm air filter (replaceable).
- Pre-loaded cycles for unwrapped instruments, wrapped/packs, liquid and additional drying cycle.
- All program parameters can be customized and stored.
- Automatic shut-off at the end of both the sterilization and dry cycles.
- Audible and visual cycle interruption alert.
- Double safety locking device prevents door from opening while chamber is pressurized.
- Low water sensor prevents activation of sterilization cycle when there is insufficient water in the chamber or reservoir.
- Power outage recovery system.
- Door design prevents steam from coming in contact with control panel.
- Optional printer available.
- 510k clearance for dental hand pieces.
- Two year parts and labor warranty.

Model	Chamber Dimensions	Volume	Overall Dimensions	Standard Cassette Capacity	Tray Dimension	# of Trays	Standard Unwrapped Cycle
EZ9	9" x 18"	5 Gallon	21.5" x 20" x 14.4"	2 full & 2 half	6.7" x 16.3" x 0.8"	3	Cold: 30 min. Hot: 20 min.
EZ10	10" x 19"	6 gallon	21.5" x 20" x 14.4"	3 full & 3 half	6.7" x 16.3" x 0.8"	4	Cold: 30 min. Hot: 20 min.





## Micro-Hematocrit Centrifuge

Item#: 910.0200.05

Shipping Weight: 21 lbs.

### Benefits:

Dependable performance at an economical price.

### Features:

- 24 place capillary tube rotor.
- Fixed 12,000 RPM.
- 0-15 minute timer with bell.
- Safety shut-off lid
- Power ON indicator light.
- Reader with Hematocrit Percent Scale included.

{910.0200.05}



{910.0200.08}



## Power Spin FX Centrifuge

Item#: 910.0200.08

Shipping Weight: 15 lbs.

### Features:

- 3,400 RPM-fixed speed.
- Six place tube rotor.
- 0-30 minute timer with bell.
- Latchable safety lid.
- Power ON indicator light.

Complementary Products: 910.0600.15 Versatile Test Tube Holder, **opposite page**.



{910.0200.07}



{910.0200.13}

## Power Spin LX Centrifuge

Item#: 910.0200.07

Shipping Weight: 18 lbs.

### Benefits:

The most powerful centrifuge with variable linear speed in this price range. Get the best separation of cellular components from a wide range of fluids.

### Features:

- Two-2 ml and six- $\frac{4}{5}$  ml tube adapters included.
- 300-4000 RPM.
- Color coded panel with suggested speeds for fecals (1500 RPM), urine (2000 RPM) and blood (3400 RPM).
- Six place tube rotor.
- 0-30 minute timer with bell.
- Latchable safety lid.
- Power ON indicator light.

Complementary Products: 910.0600.15 Versatile Test Tube Holder, **opposite page**.

## Power Spin MX Centrifuge

Item#: 910.0200.13

Shipping Weight: 33 lbs.

### Benefits:

Horizontal Spin Centrifuge is preferred for fecal evaluations

### Features:

- Six place swing-out horizontal spin rotor for 2-15 ml. tubes.
- Quiet running, only 50 decibels at 3400 RPM.
- Easy to read digital display shows real-time RPM and RCF readings.
- Remembers last setting for quick and easy repeat testing.
- Variable speed, 1000-3400 RPM.
- 60 minute digital timer with tone signal.
- Zero RPM safety latching system to prevent lid from being opened while rotor is spinning.

Complementary Products: 910.0600.15 Versatile Test Tube Holder, **opposite page**.

## Supply Bin 13

Item#: 910.0600.09

Shipping Weight: 4 lbs.

### Benefits:

Thirteen compartments of various sizes. All compartments are protected by blue transparent hinged dust covers.

### Features:

- 12" w x 12" h x 7" d


{910.0600.09}



{910.0600.15}



{910.0600.07}



{910.0600.10}

## Versatile Test Tube Holder

Item#: 910.0600.15

Shipping Weight: 1 lb.

### Benefits:

Holds 20 standard 10 cc tubes—flip it over and it holds 32 micro tubes.

### Features:

- Columns and rows are numbered for identification.
- Welded acrylic construction is easy to clean and sanitize.

## Supply Bin "4 Plus 4"

Item#: 910.0600.07

Shipping Weight: 9 lbs.

### Benefits:

Eight compartments for organizing small instruments, vials, needles, etc. All compartments are protected by blue transparent hinged dust covers.

### Features:

- 24" l x 12" h x 10½" d

## Meds Organizer

Item#: 910.0600.10

Shipping Weight: 4 lbs.

### Benefits:

Holds 24-2" diameter or 56-1" diameter bottles. The four stair-step shelves allow for easy recognition and access.

### Features:

- 14¾" w x 9¾" h x 8½" d



{918.0005.02}

## Narcotics Safes

Item#: 918.0005.02 Large Narcotics Safe

918.0005.03 Small Narcotics Safe

Shipping Weight: 918.0005.02 15 lbs.

918.0005.03 10 lbs.

### Benefits:

Provides safe and secure protection of your controlled substances.

### Features:

- Double wall construction.
- Two locks, keyed differently.
- Large safe size: 14" w x 12" h x 8½" d
- Small safe size: 12½" w x 7¾" h x 7" d



## Deluxe X-Ray Viewer

- Item#: 918.0006.01 X-Ray Viewer, Single Bank, Surface Wall Mount  
 918.0006.11 X-Ray Viewer, Single Bank, Recessed Wall Mount  
 918.0006.00 X-Ray Viewer, Two Bank, Surface Wall Mount  
 918.0006.10 X-Ray Viewer, Two Bank, Recessed Wall Mount

Shipping Weight: Single Bank Recessed 19 lbs.  
 Two Bank Recessed 34 lbs.  
 Single Bank Wall Mount 19 lbs.  
 Two Bank Wall Mount 34 lbs.

### Benefits:

Our best quality viewers for diagnoses.

### Features:

- Three fluorescent tubes provide bright, pure white light for easy visibility.
- Film grips top and bottom.
- Built-in ventilation.
- Powder-coated finish resists cracking and peeling.
- Instant ON switch.

{918.0006.11}

For economy X-Ray viewers see page 23.



{918.0006.01}

For economy X-Ray viewers see page 23.



## Britespot, Standard Desk Mount Light

Item#: 918.1006.87

Shipping Weight: 10 lbs.

### Benefits:

Concentrated light provides detailed illumination of film.

### Features:

- Foot-pedal ON/OFF switch.



{918.1006.87}



{918.0006.18}



{918.0006.17}



## X-Ray Apron

Item#: 918.0006.18

Shipping Weight: 11 lbs.

### Benefits:

.5 mm pb apron provides excellent protection, while remaining lightweight and comfortable to wear for extended periods of time.

### Features:

- One size fits most.
- Blue nylon material is durable and easy to clean.
- Wrap-around Velcro® closure.

## X-Ray Mittens

Item#: 918.0006.17

Shipping Weight: 6 lbs.

### Benefits:

Open palm allows manipulation and securing of patient while providing protection.

### Features:

- .5 mm pb protection.
- Lined with a soft but durable expanded foam.
- Blue nylon material is durable and easy to clean.



{918.0006.19}

## X-Ray Rack for Apron and Mittens

(apron & mittens sold separately)

Item#: 918.0006.19

Shipping Weight: 11 lbs.

### Benefits:

A convenient way to store your apron and gloves while protecting them from damaging wrinkles.

### Features:

- Durable, powder-coated white finish.



{918.1006.81}

## Thyroid Collar

Item#: 918.1006.81

Shipping Weight: 1 lb.

### Benefits:

.5 mm pb equivalent protection of neck area above the standard apron.

### Features:

- Nylon material is durable and easy to clean.
- Accommodates neck sizes up to 20 inches.
- Convenient Velcro® closure.



# { } Lab/Diagnostic/Pharmacy



## Modular Lab and Pharmacy Cabinetry

All cabinets shown are available in various sizes and choices of laminate colors.  
Call 800.444.1579 to request additional information from a Shor-Line representative.

### Benefits:

This cabinetry helps maximize space and provides efficient work stations for your team members.

### Features:

- Made of heavy duty material and hardware not normally available from your local supplier of consumer grade cabinets.
- $\frac{3}{4}$ " thick panels.
- Special MRB (moisture resistant board) on all sink cabinets.
- Medical or recessed handles (your choice).
- Knuckle or hidden hinges (your choice).
- 3mm PVC banding on all door and drawer edges to prevent chipping.
- Available in various sizes and laminate colors.





{Special Thanks...Dr. Elizabeth Lindquist and Andrew Kvasnica, Little Apple Veterinary Hospital, Manhattan, Kansas for this photo.}

Your **Treatment** area serves multiple purposes and probably gets the most use of any area of the facility. The challenge is to make this area as efficient as possible.

In reviewing your treatment area needs, take the following into account:

- As the busiest area, the key is to design a traffic flow pattern that makes sense for how you work. This can be difficult since the area is multi-functional, making good planning even more important.
- A multi-functional area can mean a clutter of supplies. Consider roll around carts which keep supplies within easy reach and organized.
- Proper lighting makes your task easier and reduces eye fatigue.



## Exam/Treatment Tables, 60" & 46" Long with Laminate Cabinets and Knee Space

- Item#: 903.1401.10 60" Long, Two Door, White Cabinet, Right Hand Knee Space  
 903.1401.11 60" Long, Two Door, White Cabinet, Left Hand Knee Space  
 903.1401.50 60" Long, Two Door, Almond Cabinet, Right Hand Knee Space  
 903.1401.51 60" Long, Two Door, Almond Cabinet, Left Hand Knee Space  
 903.1404.10 60" Long, Six Drawer, White Cabinet, Right Hand Knee Space  
 903.1404.11 60" Long, Six Drawer, White Cabinet, Left Hand Knee Space  
 903.1404.50 60" Long, Six Drawer, Almond Cabinet, Right Hand Knee Space  
 903.1404.51 60" Long, Six Drawer, Almond Cabinet, Left Hand Knee Space  
 903.1414.10 60" Long, Door and Three Drawers, White Cabinet, Right Hand Knee Space  
 903.1414.11 60" Long, Door and Three Drawers, White Cabinet, Left Hand Knee Space  
 903.1414.50 60" Long, Door and Three Drawers, Almond Cabinet, Right Hand Knee Space  
 903.1414.51 60" Long, Door and Three Drawers, Almond Cabinet, Left Hand Knee Space  
 903.1402.10 46" Long, Two Door, White Cabinet, Right Hand Knee Space  
 903.1402.11 46" Long, Two Door, White Cabinet, Left Hand Knee Space  
 903.1402.50 46" Long, Two Door, Almond Cabinet, Right Hand Knee Space  
 903.1402.51 46" Long, Two Door, Almond Cabinet, Left Hand Knee Space  
 903.1403.10 46" Long, Six Drawer, White Cabinet, Right Hand Knee Space  
 903.1403.11 46" Long, Six Drawer, White Cabinet, Left Hand Knee Space  
 903.1403.50 46" Long, Six Drawer, Almond Cabinet, Right Hand Knee Space  
 903.1403.51 46" Long, Six Drawer, Almond Cabinet, Left Hand Knee Space  
 903.1405.10 46" Long, Door and Three Drawers, White Cabinet, Right Hand Knee Space  
 903.1405.11 46" Long, Door and Three Drawers, White Cabinet, Left Hand Knee Space  
 903.1405.50 46" Long, Door and Three Drawers, Almond Cabinet, Right Hand Knee Space  
 903.1405.51 46" Long, Door and Three Drawers, Almond Cabinet, Left Hand Knee Space

Shipping Weight: 60" Tables 290 lbs.  
 46" Tables 190 lbs.

### Benefits:

Our 60" laminate top provides plenty of room for procedures that do not require a tub. The 46" top is an excellent alternative for tight spaces or modest floor plans.

### Features:

- Laminate exam top (select color when ordering) is 60"l x 25"w or 46"l x 25"w.
- Optional stainless steel exam tops also available in both 60" and 46" lengths.
- Three storage options: six drawer, door and three drawers, two doors.
- Standard cabinet colors are white or almond. Special colors are available at additional cost.
- Optional pull-out shelf available for models with doors.
- Both 60" and 46" exam/treatment tables are 36" high.

Complementary Products: 804.0401.10 and 804.0401.50 "Roll-A-Bout" Storage Units, page 45.







{903.1401.11}



{903.1401.10}



{903.1404.50}



{903.1414.10}



{903.1405.11}



{903.1405.51}





## **Tub/Tables, 60" & 46" Long with Laminate Cabinets and Knee Space**

- Item#: 904.4100.10 46" Long, Door and Three Drawers White Cabinets, Right Hand Knee Space
- 904.4100.50 46" Long, Door and Three Drawers Almond Cabinets, Right Hand Knee Space
- 904.4100.11 46" Long, Door and Three Drawers White Cabinets, Left Hand Knee Space
- 904.4100.51 46" Long, Door and Three Drawers Almond Cabinets, Left Hand Knee Space
- 904.1100.10 46" Long, Two Door White Cabinet, Right Hand Knee Space
- 904.1100.50 46" Long, Two Door Almond Cabinet, Right Hand Knee Space
- 904.1100.11 46" Long, Two Door White Cabinet, Left Hand Knee Space
- 904.1100.51 46" Long, Two Door Almond Cabinet, Left Hand Knee Space
- 904.4000.10 60" Long, Door and Three Drawers White Cabinets, Right Hand Knee Space
- 904.4000.50 60" Long, Door and Three Drawers Almond Cabinets, Right Hand Knee Space
- 904.4000.11 60" Long, Door and Three Drawers White Cabinets, Left Hand Knee Space
- 904.4000.51 60" Long, Door and Three Drawers Almond Cabinets, Left Hand Knee Space
- 904.1000.10 60" Long, Two Door White Cabinet, Right Hand Knee Space
- 904.1000.50 60" Long, Two Door Almond Cabinet, Right Hand Knee Space
- 904.1000.11 60" Long, Two Door White Cabinet, Left Hand Knee Space
- 904.1000.51 60" Long, Two Door Almond Cabinet, Left Hand Knee Space

## **Tub/Tables, 60" & 46" Long with 6" & 16" Deep Tubs and Standard Laminate Cabinets**

- Item#: 904.2000.10 60" Long, 6" Deep Tub, White Cabinet
- 904.2000.50 60" Long, 6" Deep Tub, Almond Cabinet
- 904.2001.10 60" Long, 16" Deep Tub, White Cabinet
- 904.2001.50 60" Long, 16" Deep Tub, Almond Cabinet
- 904.2100.10 46" Long, 6" Deep Tub, White Cabinet
- 904.2100.50 46" Long, 6" Deep Tub, Almond Cabinet
- 904.2101.10 46" Long, 16" Deep Tub, White Cabinet
- 904.2101.50 46" Long, 16" Deep Tub, Almond Cabinet

Shipping Weight: All 60" Long Tub/Tables with Knee Space Cabinets	270 lbs.
All 46" Long Tub/Tables with Knee Space Cabinets	180 lbs.
All 60" Long Tub/Tables with 6" Deep Tubs and Standard Cabinets	265 lbs.
All 60" Long Tub/Tables with 16" Deep Tubs and Standard Cabinets	270 lbs.
All 46" Long Tub/Tables with 6" Deep Tubs and Standard Cabinets	190 lbs.
All 46" Long Tub/Tables with 16" Deep Tubs and Standard Cabinets	210 lbs.

### **Benefits:**

Shor-Line's multi-purpose tub/tables add efficiency and user comfort to many of your daily procedures. Cabinets provide ample instrument storage for dental services, necropsy and surgical procedures.

### **Features:**

- Cabinets are constructed of ¾" MRB (moisture resistant board).
- All door and drawer edges are wrapped with 3 mm PVC to prevent chipping and for additional moisture protection.
- Standard cabinet colors are white or almond. Special colors are available at additional cost.
- All tub/tables are 24½" wide and 36" high.
- The stainless steel grill covers are recessed and flush with the top of the tub. No hooks to catch clothing and the two-piece design allows easier handling for you and your team members.

**Complementary Products:** Plumbing fixtures, page 46; 804.3004.03 Solid Stainless Steel Exam Top for 60" Long Tubs, page 46; 804.3104.03 Solid Stainless Steel Exam Top for 46" Long Tubs, page 46; 804.0401.10 Roll-A-About Storage Unit, White, page 45; 804.0401.50 Roll-A-About Storage Unit, Almond, page 45.

{904.4100.10}



{904.4100.11}



{904.4000.10}



{904.4000.50}



{904.4000.11}



{904.1100.51}



{904.2000.10 60" Long, 6" Deep Tub, White Cabinet}



{plumbing fixtures optional}



{904.5000.00 60" Long, SS Cabinet, Right Hand Knee Space}



{904.5000.01 60" Long, Door and Three Drawers SS Cabinet, Left Hand Knee Space}

### **Tub/Tables, 60" & 46" Long with Stainless Steel Cabinet and Knee Space**

- Item#: 904.5000.00 60" Long, Door and Three Drawers SS Cabinet, Right Hand Knee Space  
 904.5000.01 60" Long, Door and Three Drawers SS Cabinet, Left Hand Knee Space  
 904.5000.04 60" Long, Two Doors SS Cabinet, Right Hand Knee Space  
 904.5000.06 60" Long, Two Doors SS Cabinet, Left Hand Knee Space  
 904.5000.07 46" Long, Door and Three Drawers SS Cabinet, Right Hand Knee Space  
 904.5000.08 46" Long, Door and Three Drawers SS Cabinet, Left Hand Knee Space  
 904.5000.09 46" Long, Two Doors SS Cabinet, Right Hand Knee Space  
 904.5000.10 46" Long, Two Doors SS Cabinet, Left Hand Knee Space

Shipping Weight: All 60" Long Tub/Tables 419 lbs.  
 All 46" Long Tub/Tables 355 lbs.

**Benefits:**

From Shor-Line the ultimate tub/table made of stainless steel for durability.

**Features:**

- Choice of two door or one door and three drawer cabinets.
- Solid panel drawers that fully extend.
- Two piece grill top included.

**Complementary Products:** Plumbing fixtures, page 46; 804.3004.03 Stainless Steel Exam Top for 60" Long Tub/ Table 46; 804.3104.03 Stainless Steel Exam Top for 46" Long Tub/Table, page 46.



{plumbing fixtures optional}



{990.0400.00}

### Bi-Level Tub/Table with Stainless Steel Legs

Item#: 990.0400.00

Shipping Weight: 180 lbs.

**Benefits:**

Our Bi-Level Tub is truly multi-purpose. Bathe small and large pets or use for dental and other procedures. You can even use this tub to wash cage and table accessories while using the upper level as a drain board.

**Features:**

- The surface of the upper level tapers from 4¾” to 5¾” high.
- The bottom level is 18” deep.
- Stainless steel legs with adjustable feet.
- Removable stainless steel grill is included.
- Tub is 25” wide and 36” high.

Complementary Products: Plumbing fixtures, page 46.

{plumbing fixtures optional}



{904.3000.00}

### Tub/Table, 60” & 46” Long with 6” & 16” Deep Tubs and Stainless Steel Frame

Item#: 904.3000.00 60” Long, 6” Deep Tub

904.3001.00 60” Long, 16” Deep Tub

904.3100.00 46” Long, 6” Deep Tub

904.3101.00 46” Long, 16” Deep Tub

Shipping Weight: 904.3001.00 170 lbs.

904.3000.00 145 lbs.

904.3100.00 150 lbs.

904.3101.00 160 lbs.

**Benefits:**

You can use this tub/table anywhere in your facility. Because it's 100% stainless steel, it's perfect for any area with high humidity or wet floors. Stainless steel two piece grill is included.

**Features:**

- All Tubs are 24½” wide and 36” high

Complementary Products: Plumbing fixtures, page 46.



## Exam/Procedure Light, Wall Mount

Item#: 913.2001.00 Exam/Procedure Light, Wall Mount with Gooseneck Arm

913.2001.02 Exam/Procedure Light, Wall Mount with Articulating Arm

Shipping Weight: 913.2001.00 6 lbs.

913.2001.02 6 lbs.

### Benefits:

Wall mount lights work well in tighter spaces. Can also be mounted on Shor-Line's utility chase treatment center.

### Features:

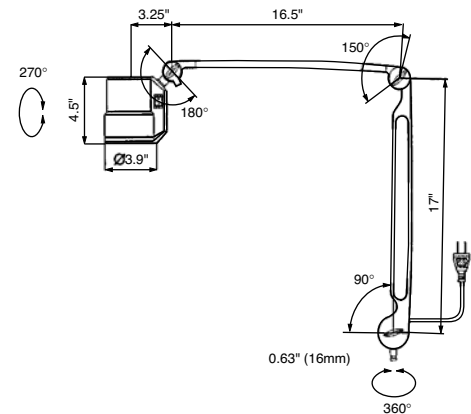
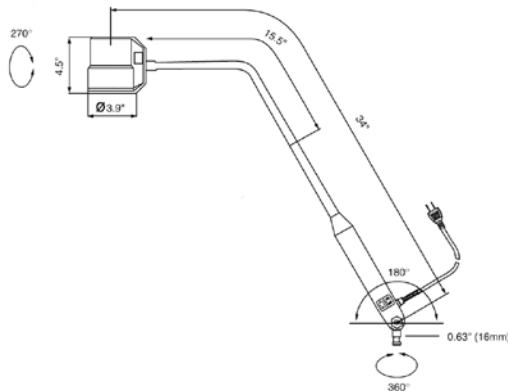
- 50 watt halogen bulb.
- 4100° Kelvin for excellent color rendering.
- 10° spot for bright light in working area.



{913.2001.00}



{913.2001.02}



## Exam/Procedure Light, Ceiling Mount

Item#: 913.2001.01 Exam/Procedure Light, Ceiling Mount with Gooseneck Arm

913.2001.03 Exam/Procedure Light, Ceiling Mount with Articulating Arm

Shipping Weight: 913.2001.01 12 lbs.

913.2001.03 12 lbs.

### Benefits:

Ceiling mount allows you to position the light over your exam table or tub/tables in your treatment area.

### Features:

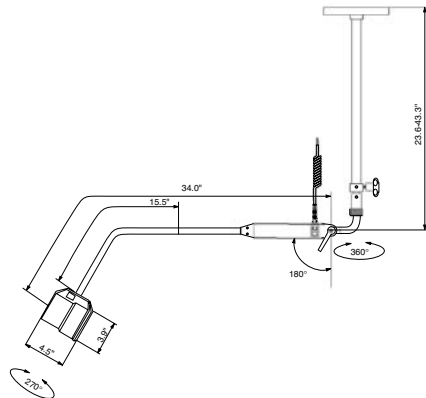
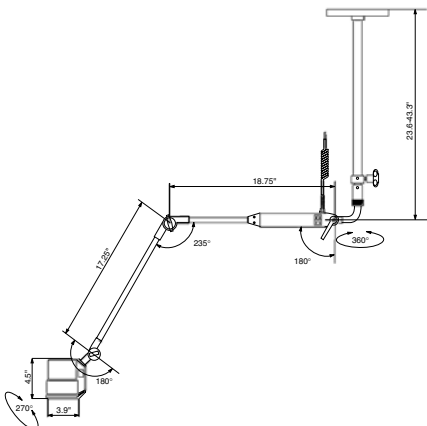
- 50 watt halogen bulb.
- 4100° Kelvin for excellent color rendering.
- 10° spot for bright light in working area.



{913.2001.03}



{913.2001.01}



## Utility Chase Treatment Center

The Shor-Line Utility Chase is available in various sizes and styles. Please call 800.444.1579 to request additional information from a Shor-Line representative.

Item#: 904.0000.00 Utility Chase Treatment Center

### Benefits:

The Shor-Line Utility Chase is truly the “backbone” of a multi-functional treatment/procedure area.

### Features:

- The chase “stretches” from floor to ceiling to surround and cover electrical, plumbing and oxygen lines.
- Three of the four panels are designed to accept optional equipment including: exam/procedure lights, otoscope/ophthalmoscope sets, anesthesia units, etc.
- Many shelf and cabinet options are also available for instrument and supply storage.
- A large selection of Shor-Line tubs and exam tables can be attached to the chase, but the panels can also serve as a “docking station” for our line of mobile exam and treatment tables.
- Standard laminate colors are white and almond, but custom colors are available at additional costs, to match or complement your cabinetry.

Complementary Products: Exam Lights, pages 42 & 43; Surgery Lights, pages 54 & 55; Optional Accessories on opposite page.



{Utility Chase Treatment Center}



## Optional Accessories for the Utility Chase Treatment Center.



### “Roll-A-Bout” Storage Unit

Item#: 804.0401.10 Roll-A-Bout Storage Unit,  
White

804.0401.50 Roll-A-Bout Storage Unit,  
Almond

Shipping Weight: 150 lbs.

#### Benefits:

Convenient, mobile storage for your treatment area. Stores neatly under the “knee-space” of Shor-Line tables when not in use.

#### Features:

- Three pull-out storage drawers.
- Locking casters.
- Rounded top design, no sharp corners.
- 20” wide x 28” high x 24 3/8” deep

### Optional Shelves and Doors for Utility Chase

- Item#: 804.0000.04 16”(w) x 16”(h) x 4½”(d) Shelf Unit  
 804.0000.05 16”(w) x 16”(h) x 4½”(d) with Pull-Out Shelf  
 804.0000.06 16”(w) x 24”(h) x 8½”(d) Shelf Unit  
 804.0000.07 16”(w) x 36”(h) x 8½”(d) Shelf Unit  
 804.0000.08 Door without lock, for 16” x 16” Shelf  
 804.0000.09 Door with lock, for 16” x 16” Shelf  
 804.0000.10 Door without lock, for 16” x 24” Shelf  
 804.0000.11 Door with lock, for 16” x 24” Shelf  
 804.0000.12 Door without lock, for 16” x 36” Shelf  
 804.0000.13 Door with lock, for 16” x 36” Shelf

#### Benefits:

Customize your utility chase to suit your needs.

### Stat-Mats™ Prep/Exam Mat

Item#: 803.0200.00 20”w x 44”l x 1”

803.0202.00 20”w x 30”l x 1” (shown)

Shipping Weight: 803.0200.00 1 lb.

803.0202.00 1 lb.

#### Benefit:

Provide conductive warmth and cushioned comfort for animals during short or long procedures.

#### Features:

- A beneficial and cost effective solution that boldly addresses the concern of heat loss in the veterinary clinic or animal hospital.
- Constructed from high-quality insulating materials, Stat-Mats™ prevent body heat loss that occurs from contact with cold surfaces.
- Closed cell foam and polyurethane coating provide a durable, long lasting, supple surface that does not break down and is moisture/abrasion resistant.
- Seamless coating means no bacteria build-up and easy cleaning.
- Waterproof and stain resistant.
- Saves cost of laundering towels.

Complementary Products: 46” and 60” Long Knee Space and Standard Tub Tables, pages 36 - 41.





# Treatment

## Exam Top, Stainless Steel for 60" & 46" Long Tubs

Item#: 804.3004.03 Stainless Steel Exam Top for 60" Long Tubs

804.3104.03 Stainless Steel Exam Top for 46" Long Tubs

Shipping Weight: 804.3004.03 15 lbs.

804.3104.03 13 lbs.

### Benefits:

Convert your Shor-Line Tub into a solid exam surface

### Features:

- Heavy gauge, austenitic stainless steel.
- 60" tub top measures 24<sup>7</sup>/<sub>8</sub>" x 47<sup>1</sup>/<sub>16</sub>"
- 46" tub top measures 24<sup>5</sup>/<sub>8</sub>" x 33<sup>7</sup>/<sub>16</sub>"



{804.3004.03}

## Spill Resistant Vacuum Breaker

Item#: 804.0015.00

Shipping Weight: 2 lbs.

### Benefits:

Designed to prevent contamination of potable water due to back-siphonage. Required for any municipality governed by USC regulations for faucets with continuous pressure spray hoses.

### Features:

- In-line flow design with integral shut-off valves.
- Approved under ASSE 1056, CSA and USC FCCC and HR.



{804.0008.00}



{804.0015.00}

## Drain Kit

Item#: 804.0008.00 3<sup>1</sup>/<sub>2</sub>" includes Strainer Basket

Shipping Weight: 1 lb.

### Features:

- Recessed sink drain kit for tub tables.
- Comes with strainer basket.



{804.0006.25}



{804.0006.02}



{804.0009.01}

## Deck Mount Faucets

Item#: 804.0006.25 Faucet, Economy Deck Mount, 7' Heavy Duty Vinyl Hose, and Aluminum Spray Head

804.0006.02 Faucet, Economy Deck Mount, 7' Stainless Steel Hose, and Heavy-Duty Spray Head

Shipping Weight: 804.0006.25 8 lbs.

804.0006.02 10 lbs.

### Features:

- Wide-radius gooseneck nozzle with aerator and automatic diverter directs water stream over center of sink where it's needed the most.
- Large 4" long faucet handles allow activation with wrist or forearm.

## Atmospheric Back Flow Preventer

Item#: 804.0009.01

Shipping Weight: 1 lb.

### Features:

- 3/8" diameter IPS male inlet and female outlet.
- Double check design prevents back flow.
- 2<sup>3</sup>/<sub>8</sub>" length from top to bottom.



# { ✂ } Surgery



{Special Thanks...Dr. David Allen, Mission Med Vet, Mission, Kansas for this photo.}

**Surgical** procedures place strong demands on your environment, skill and equipment. Everything needed to successfully complete the task at hand must be instantly available in this area.

Essential parameters for this area include:

- An extremely sterile environment.
- Organized and clutter free environment.
- A well lit work area, preferably halogen which offers the brightest, coolest and color correct light source.
- Proper room airflow, filtered for maximum sterility.
- Provision for surgical instruments to be accessible at your fingertips.
- An overall comfortable, organized work area with work surfaces at appropriate heights.







{903.4000.00}

### Flat-Top Surgery Table

Item#: 903.4000.00 Flat-Top Surgery Table, Hydraulic Base

903.4020.10 Flat-Top Surgery Table, Electric Base, Non-Rotational

Shipping Weight: 903.4000.00 244 lbs.

903.4020.10 227 lbs.


#### Benefits:

One piece table top eliminates seams and sharp edges helping to promote a bacteria free environment.

#### Features:

- Extra large 22"(w) x 60"(l) flat top.
- Raised center permits fluid run-off into a perimeter trough and to a drain outlet.
- Directional tilt lock secures the top in almost any position, from horizontal to near vertical.
- Top rotates 360° (hydraulic base only).
- Attachment rail system runs continually along the sides and ends of the table.
- Four sliding, quick-release, cam cleat tie-down attachments are provided, and can be tightened in any position along the rail.
- Table can be lifted from 28¾" to 39¾" via your choice of either an electric or hydraulic mechanism.

Complementary Products: 803.0006.10 IV Holder, Rail Attachment, page 59;  
904.9001.01 Collection Pail with Caster Base, page 58; 190.9000.04 12½ Qt SS  
Collecting Pail, page 58.







{903.4100.00}

## V-Top Surgery Table

Item#: 903.4100.00 V-Top Surgery Table, Hydraulic Base

903.4120.10 V-Top Surgery Table, Electrical Base, Non-Rotational

Shipping Weight: 903.4100.00 228 lbs.

903.4120.10 211 lbs.

### Benefits:

With horizontal to near vertical positioning the patient can be positioned without external devices.

### Features:

- A two panel system that adjusts from horizontal to near vertical to hold the patient in the desired position during surgery. Overall size of the top: 19" w x 58" l.
- Two sliding, quick-release, cam cleat tie-down attachments are provided on each side of the attachment rail.
- A 3" stainless steel trough permits fluid runoff into a drain outlet.
- Table can be lifted from 30½" to 41" via your choice of either an electric or hydraulic mechanism.
- Top rotates 360° (hydraulic base only).

Complementary Products: 803.0006.10 IV Holder, Rail Attachment, page 59; 904.9001.01 Collection Pail with Caster Base, page 58; 190.9000.04 12½ Qt SS Collecting Pail, page 58.



{Non-Rotational Electric Base}



# { } Surgery

## Heated Flat-Top Surgery Table

Item#: 903.4001.00 Flat-Top Surgery Table, Heated, Hydraulic Base  
903.4021.10 Flat-Top Surgery Table, Heated, Electric Base,  
Non-Rotational

Shipping Weight: 903.4001.00 227 lbs.  
903.4021.10 227 lbs.

### Benefits:

Helps prevent hypothermia during small animal surgeries.

### Features:

- Extra large 22"(w) x 60"(l) flat top has a 15" x 48" heated area.
- The thermostatic control is located on the frame for easy monitoring of temperature.
- Raised center permits fluid run-off into a perimeter trough and to a drain outlet.
- Directional tilt lock secures the top in almost any position, from horizontal to near vertical.
- Attachment rail system runs continually along the sides and ends of the table.
- Four sliding, quick-release, cam cleat tie-down attachments are provided, and can be tightened in any position along the attachment rail.
- Table can be lifted from 28¾" to 39¼" via your choice of either an electric or hydraulic mechanism.
- Controlled heating in temperature ranges from 70° F–97° F with even heat distribution.
- Electrical heating system is CSA approved.

Complementary Products: 803.0006.10 IV Holder, Rail Attachment, page 59; 904.9001.01 Collection Pail with Caster Base, page 58; 190.9000.04 12½ Qt SS Collection Pail, page 58.

{903.4001.00}



## Heated V-Top Surgery Table

Item#: 903.4101.00 V-Top Surgery Table, Heated, Hydraulic Base  
903.4121.10 V-Top Surgery Table, Heated, Electric Base,  
Non-Rotational

Shipping Weight: 903.4101.00 252 lbs.  
903.4121.10 252 lbs.

### Benefits:

Helps prevent hypothermia during small animal surgeries.

### Features:

- Controlled heating in temperature ranges from 70° F–97° F with even heat distribution.
- A two panel system that adjusts from horizontal to near vertical to hold the patient in the desired position during surgery. Overall size of the top: 19"(w) x 58"(l).
- Each panel contains an 8" x 48" heated area, with an overall heated area of 16" x 48".
- The thermostatic control is located on the frame for easy monitoring of temperature.
- Two sliding, quick-release, cam cleat tie-down attachments are provided on each side of the attachment rail.
- A 3" stainless steel trough permits fluid runoff into a drain outlet.
- Table can be lifted from 30½" to 41" via your choice of either an electric or hydraulic mechanism.
- Electrical heating system is CSA approved.

Complementary Products: 803.0006.10 IV Holder, Rail Attachment, page 59; 904.9001.01 Collection Pail with Caster Base, page 58; 190.9000.04 12½ Qt SS Collection Pail, page 58.



{903.4101.00}

## Heated Retro Kits for V-Top and Flat-Top

### Surgery Tables (not shown)

Item#: 803.4101.02 Retro Kit, V-Top Heat  
without Stainless Steel Panels and Frame  
803.4001.02 Retro Kit, Flat-Top Heat  
without Stainless Steel Top and Frame  
Shipping Weight: 803.4101.02 38 lbs.  
803.4001.02 29 lbs.

#### Benefits:

A way to upgrade your existing table for a fraction of the cost of a new heated table.

#### Features:

- See heated top specifications and information on **opposite page** for Flat-Top & V-Top Tables.



{803.0205.00}



{803.0100.05}

## Anti-Fatigue Mat

Item#: 803.0100.07 Anti-Fatigue Mat, 36" x 24"  
803.0100.05 Anti-Fatigue Mat, 48" x 24"  
803.0100.06 Anti-Fatigue Mat, 48" x 36"  
Shipping Weight: 803.0100.07 5 lbs.  
803.0100.05 6 lbs.  
803.0100.06 7 lbs.

#### Benefits:

Minimize leg and back discomfort from standing during long procedures or surgeries.

#### Features:

- Dual-density, closed-cell foam distributes your weight without feeling "unstable".
- Mats are ½" thick with tapered and rolled edges.
- Embossed pebble surface, black color.
- Can be easily cleaned with soap and water.

## Stat-Mats™ Surgery Table Mat

Item#: 803.0203.00 15" w x 50" l x 1"  
803.0204.00 15" w x 40" l x 1"  
803.0205.00 V-Top; 2-Piece (shown)  
Shipping Weight: 803.0203.00 1 lb.  
803.0204.00 1 lb.  
803.0205.00 1 lb.

#### Benefit:

Provide conductive warmth and cushioned comfort for animals during short or long procedures.

#### Features:

- A beneficial and cost effective solution that boldly addresses the concern of heat loss in the veterinary clinic or animal hospital.
- Constructed from high-quality insulating materials, Stat-Mats™ prevent body heat loss that occurs from contact with cold surfaces.
- Closed cell foam and polyurethane coating provide a durable, long lasting, supple surface that does not break down and is moisture/abrasion resistant.
- Seamless coating means no bacteria build-up and easy cleaning.
- Waterproof and stain resistant.
- Saves cost of laundering towels.

Complementary Products: 903.3130.00 Cojack-Plus Multi-Purpose Table, page 54; 903.4000.00 Flat-Top Surgery Table, Hydraulic Base, page 48; 903.4100.00 V-Top Surgery Table, Hydraulic Base, page 49.

## Stat-Mats™ Anti-Fatigue Mat

Item#: 803.0206.00 19" w x 38" l x 2"  
803.0207.00 28" w x 38" l x 2"  
Shipping Weight: 803.0206.00 1 lb.  
803.0207.00 1 lb.

#### Benefit:

Minimize leg and back discomfort from standing during long procedures or surgeries.

#### Features:

- Constructed of dual-density, closed-cell foam and a proprietary polyurethane coating. Provides a durable, long lasting, supple surface that does not break down and is moisture/abrasion resistant.
- Gives your muscles a break by allowing them to contract as they adjust to the flexibility of the mat, promoting circulation.
- Cost-efficient and beneficial solution for preventing lower back and lower extremity soreness, especially during longer procedures.
- Mats are 2" thick.
- Seamless coating means no bacteria build-up and easy cleaning.
- Waterproof and stain resistant surface.

Complementary Products: 903.4000.00 Flat-Top Surgery Table, Hydraulic Base, page 48; 903.4100.00 V-Top Surgery Table, Hydraulic Base, page 49.

This catalog may not include the latest product information. Our website is the best source for up to date information regarding our products. Please visit our website at [www.shor-line.com](http://www.shor-line.com) or call 1.800.444.1579.





## CoJack-Plus Multi-Purpose Table



no lifting

Lift, Tilt, Transport

The new CoJack-Plus Multi-Purpose Table meets all your patient lifting, exam, transport and surgical procedure needs. With the flip of the Lift/Tilt rocker switch, the user can determine the functionality of the footswitch, left to enable table height adjustments and right to enable table tilt adjustments. The footswitch operates a dual rechargeable 24 Volt actuator system that lifts up to 250lbs. The stainless steel table top is 60" long by 22" wide with raised edges to prevent fluid run-off, a drain opening with hook for a collection pale, two sliding tie-down restraint cleats on each side for secure animal transport, and four rotating non-marring bumpers. Top will rise to 42" and lower to 15½" with a 60° tilt capability, meaning less back strain or injury when working with larger breeds. Four corrosion resistant reinforced nylon swivel and total locking casters provide easy maneuverability.

Another of the Shor-Line "Back-Saving" products, the CoJack-Plus Multi-Purpose Table offers more than just years of service. It offers the budget conscious the opportunity to own a sturdy table that can lift, tilt and transport without the clutter of numerous tables that serve just one function.

**Item#:** 903.3130.00 CoJack-Plus Multi-Purpose Table  
**Shipping Weight:** 903.3130.00 320 lbs.

### Benefits:

All your patient lifting, exam, transport and surgical procedures in one table.

### Features:

- 60"L x 22"W stainless steel table top with raised edge to channel fluids to drain opening.
- Top raises from 14" to 40" with a 60° tilt capability.
- Four sliding tie-down restraints.
- Four corrosion resistant, 360° swivel and total locking casters with non-marring polyurethane wheels.
- Lift/Tilt rocker switch selection is activated by a footswitch.
- Rechargeable 24 volt actuator system lifts up to 250 lbs.

**Complementary Products:** 803.0006.10 IV Holder, Rail Attachment, page 59; 904.9001.01 Collection Pail with Caster Base, page 58; 190.9000.04 12½ Qt SS Collection Pail, page 58.







Lift/Tilt rocker switch.



Various adjustable table angels.



Foot pedal.



# { } Surgery

## Surgery Lights

- Item#: 913.5005.01 Surgical Dome Light, Single Ceiling Mount  
913.5005.02 Surgical Dome Light, Dual Head, Ceiling Mount  
913.5005.03 Surgical Dome Light, Wall Mount  
913.5005.04 Surgical Dome Light, Mobile  
913.5006.01 Surgical Spot Light, Single Ceiling Mount  
913.5006.03 Surgical Spot Light, Wall Mount  
913.5006.04 Surgical Spot Light, Mobile  
913.5007.01 Spot/Dome Surgical Light, Combo Ceiling Mount

Shipping Weight:	913.5005.01	86 lbs.
	913.5005.02	136 lbs.
	913.5005.03	38.2 lbs.
	913.5005.04	124.6 lbs.
	913.5006.01	86 lbs.
	913.5006.03	38.2 lbs.
	913.5006.04	124.6 lbs.
	913.5007.01	136 lbs.

### Benefits:

New power supply technology replaces hot, heavy transformers and increases bulb life.

### Surgical Dome Features:

- The single 15" reflector provides a shadow-free beam at 4000° Kelvin.
- Bulb produces a 6" diameter field of harmonious light and 4000 footcandles at a normal 36" working distance.
- The best articulating arm delivery system for mobile, wall and ceiling applications.
- CSA/UL certified.

### Surgical Spot Features:

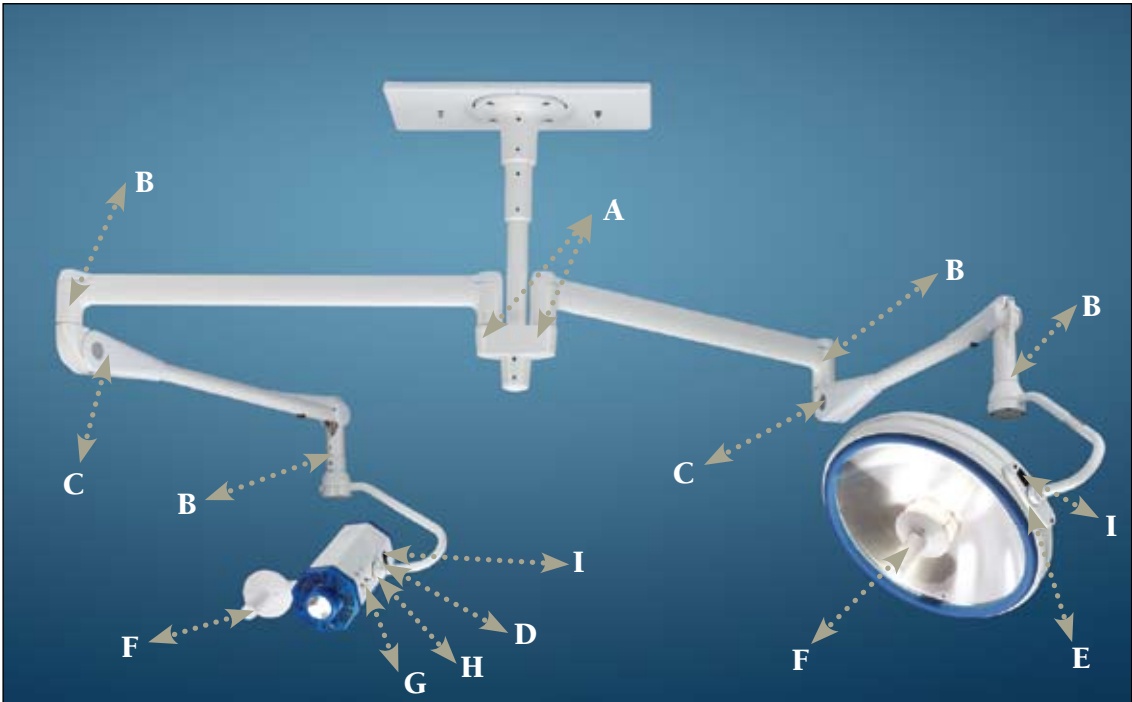
- Continuously adjustable spot from 3" to 11" diameter at 4000° Kelvin.
- 4150 footcandles at a normal 36" working distance.
- Lamp head and arm both rotate 360° on a horizontal plane.
- The best articulating arm delivery system for mobile, wall and ceiling applications.
- CSA/UL certified.



{913.5005.03}



{913.5005.02}



- A:** 270° Horizontal Swivel
- B:** 360° Horizontal Swivel
- C:** 60° Vertical Swivel
- D:** 270° Vertical Swivel
- E:** 345° Vertical Swivel
- F:** Detachable, Autoclavable Handle
- G:** Brightness Control
- H:** Spot Diameter Control
- I:** ON/OFF Switch



{913.5005.04}



{913.5006.03}



# { } Surgery

## Vacu-Positioner Kit

Item#: 914.0002.00 Vacu-Positioner Kit

814.0002.01 19½" x 39¼" Pad Only

814.0002.02 11¾" x 23½" Pad Only

Shipping Weight: 914.0002.00 6 lbs.

814.0002.01 2 lbs.

814.0002.02 2 lbs.

### Benefits:

The vacuum property of the pad holds your patients in position for x-ray and surgery while minimizing heat loss—without sandbags, adhesive tape or bolsters.

### Features:

- Safe and durable, it's made of an extremely strong plastic material which is compatible with most commonly used disinfectants.
- Kit comes complete with two Vacu-Positioner pads, 30" long air hose and a vacuum pump.

{914.0002.00}



## Mobile Instrument Stand

Item#: 803.0010.01

Shipping Weight: 17 lbs.

### Benefits:

Compact size, but large enough for most surgical procedures.

### Features:

- Stainless steel tray measures 12⅝" w x 19⅞" l x ¾" d.
- Chrome plated stand adjusts from 27½" to 48" high.
- Base consists of 22" diameter epoxy coated steel.
- Four heavyduty rubber casters allow for easy maneuverability.

{803.0010.00}



{803.0010.01}



## Mayo Stand

Item#: 803.0010.00

Shipping Weight: 19 lbs.

### Benefits:

Compact size, but large enough for most surgical procedures.

### Features:

- Stainless steel tray measures 12" w x 19" l x ¾" d.
- Easy-slide extension posts allow height adjustments from 34" to 53".
- Legs and base are constructed of 1" chrome plated steel tubing.
- Gray hard rubber casters allow for easy transport.

## Thoracic Positioner

Item#: 803.0003.00

Shipping Weight: 5 lbs.

### Benefits:

Holds your patients in the desired position allowing you to operate efficiently.

### Features:

- Sure-grip rubber feet hold the thoracic positioner in place on a flat-top surgery table.



{803.0003.00}

## Mobile Prep Table

Item#: 903.1120.04

Shipping Weight: 87 lbs.

### Benefits:

Designed to move patients or monitoring and treatment equipment around your hospital with ease.

### Features:

- Stainless steel construction.
- 20" w x 44½" l prep surface.
- 34" height provides a convenient match-up to most tables in your facility.
- 5" locking casters, corrosion proof.

{903.1120.04}



## Mobile Stainless Steel Utility Cart

Item#: 903.2320.31

Shipping Weight: 32 lbs.

### Benefits:

This table provides easy access to equipment and instruments.

### Features:

- 200 lb. weight capacity.
- Cart features three shelves that are electronically welded to the legs with an underside padding to dampen vibration and noise.
- Shelf size: 18" d x 27" l with a 12¼" h shelf clearance.
- Protective bumpers on legs and handles safeguard doors, walls and furnishings.
- Overall dimensions: 30¾" l x 33" h x 18¾" d.

{903.2320.31}



{903.2002.00}

## Mobile Instrument Table

Item#: 903.2002.00

Shipping Weight: 75 lbs.

### Benefits:

Sized to fit easily over all standard small animal surgery tables.

### Features:

- The mobile instrument table measures a full 33" between legs.
- Work surface measures 23" d x 40" w.
- Handle adjusts table top height from 40" to 53"; neatly slides under the table when not in use.
- 4" casters provide infinite maneuverability; all casters are equipped with locking brakes.





# { } Surgery

## Collection Pail with Caster Base

Item#: 904.9001.01

Shipping Weight: 9 lbs.

### Benefits:

Virtually un-tipable. "Kick" it around the O.R. where needed.

### Features:

- 12½ quart stainless steel pail.
- Pail nests into a frame made from ¼" thick x 1" high stainless steel band.
- Four 2" hard rubber casters allow the pail/frame to be easily moved.
- Outer frame is wrapped with a heavy duty conductive rubber bumper that offers protection to other equipment and the pail itself.
- Size: 14½" diameter base, 12" high including pail.

## Collection Pail, 12½ Quart

Item#: 190.9000.04

Shipping Weight: 6 lbs.

### Benefits:

Superior to plastic for cleaning and sanitation.

### Features:

- Made of 100% seamless stainless steel.
- Free swinging handle for use with all surgery tables.
- Overall size: 7⅞" diameter base, 12" diameter top and 10" deep.



{904.9001.01}



{190.9000.04}



{890.0401.00  
faucet only}



{804.0006.24}

## Scrub Sink Package

Item#: 904.0200.00

Shipping Weight: 75 lbs.

### Benefits:

Heavy duty stainless steel sink is perfect for pre-surgical scrub-up, but large enough for other cleaning chores.

### Features:

- Overall dimensions: 31"l x 23"w with a 10½"d bowl with 6" backsplash.
- Package includes: floor mount pedal valve, 8" backsplash mount gooseneck faucet and a drain unit with removable stainless steel basket.
- Knee valve, winged elbow valve, or hands-free electronic faucet available at an additional cost.

**Complementary Products:** 990.0400.42 Scrub Sink Package with Knee Valves (not shown).

## Tapmaster

Item#: 804.0006.24

Shipping Weight: 10 lbs.

### Benefits:

Hands-free hygienic operation. No electricity, no batteries, no maintenance!

### Features:

- Kick pedal activation system allows for hands-free operation.
- Preset your desired temperature and water flow.
- Easily installs to a new or existing sink with cabinet base.

## IV Holder, Rail Attachment

Item#: 803.0006.10

Shipping Weight: 4 lbs.

### Benefits:

IV fluid holder length allows just enough gravity that fluids remain level in all surgical table positions.

### Features:

- Holder features an extra long 48" pole.
- Fits both V-Top and Flat-Top tables.
- Locks into any position along the attachment rail.
- Kit includes dual hook IV pole and sliding block.



{041.0017.21}

## Ancelary Surgical Light, HL 5000, 50 Watt, C-Clamp Mounting Bracket

Item#: 910.0501.17

Shipping Weight: 15 lbs.

### Benefits:

With an exceptionally-high output of 13,000 footcandles at a distance of 12", the HL 5000 examination light is ideal for additional light during surgical procedures.

### Features:

- Extremely compact illumination head. No obstruction of view.
- The flexible gooseneck construction provides a working radius of 47".
- Halogen bulb lasts at least 4000 hours.
- Additional UV filter adds increased safety during examination.
- Additional IR-Filter reduces heat providing a more comfortable environment for the patient and examiner.
- C-Clamp allows for attaching to almost any surgery or exam table top.



Complementary Products: 910.0501.21 50 Watt Replacement bulb for HL 5000 Exam Light (not shown).

## Deluxe X-Ray Viewer

Item#: 918.0006.01 X-Ray Viewer, Single Bank, Surface Wall Mount

918.0006.11 X-Ray Viewer, Single Bank, Recessed Wall Mount

918.0006.00 X-Ray Viewer, Two Bank, Surface Wall Mount

918.0006.10 X-Ray Viewer, Two Bank, Recessed Wall Mount

Shipping Weight: 918.0006.01 19 lbs.

918.0006.11 19 lbs.

918.0006.00 34 lbs.

918.0006.10 34 lbs.

### Benefits:

Our best quality viewers for reference during surgery.

### Features:

- Three fluorescent tubes provide bright, pure white light for easy visibility.
- Film grips on top and bottom.
- Built-in ventilation.
- Powder-coated finish resists cracking and peeling.
- Instant ON switch.



## Kennel Gear™ IV Pole

Item#: 041.0017.21 Kennel Gear IV Pole with Door Mount

041.0017.58 Kennel Gear IV Pole with Kennel Bar Mount

Shipping Weight: 041.0017.21 2.5 lbs.

041.0017.58 2.5 lbs.

### Benefits:

Allows veterinarians to securely mount an IV to any surface ensuring a safe and secure application to patients.

### Features:

- Adjustable from 17" to 24" and accepts most standard IV pumps.
- Increases efficiency by reducing tripping hazards, clutter and freeing up floor space.
- Fits Heska and Jorgenson IV fluid pumps.
- Kennel door mount included.



## C Series Loupe with Headband

Item#: 910.0501.01 Loupe, C, 2.3x, 18" working distance, with Headband

910.0501.28 Loupe, C, 2.3x, 13" working distance, with Headband

Shipping Weight: 910.0501.01 3 lbs.

910.0501.28 3 lbs.

### Benefits:

Headband is easily adjustable for more than one user.

### Features:

- Crisp, clear images, multi-coated, scratch-resistant silica glass lenses.
- Flexibility for precise adjustment. Independently adjustable PD controls ensure precise alignment of the optics.
- Low profile design allows the user to easily look over the loupes for non-magnified view.
- Super lightweight and comfortable.
- Spring-loaded temples will adjust to the user's anatomy.
- Lightweight metal optics frame.

{910.0500.84}



{910.0501.01}



## C Series Binocular Loupes

Item#: 910.0500.84 Loupe, C, 2.3x, 13" working distance, Spectacle

910.0500.89 Loupe, C, 2.3x, 18" working distance, Spectacle

Shipping Weight: 910.0500.84 2 lbs.

910.0500.89 2 lbs.

### Benefits:

Superior Heine quality loupes at an excellent price. The low profile design allows easy look-over for non-magnified views.

### Features:

- Multi-coated, scratch-resistant silica glass lenses.
- Lightweight (46 grams) with hinged temple and spiral spring ear loop to provide comfort and stability.
- 2.3x optics with your choice of 13" or 18" working distance.

Complementary Products: 910.0501.29 Face Shields for Spectacle, 12 pack, **opposite page.**

## HR Binocular Loupe mounted on S-Frame

Item#: 910.0501.63 HR Binocular Loupe mounted on S-Frame, 16" working distance

910.0501.66 HR Binocular Loupe mounted on S-Frame, 20" working distance

Shipping Weight: 910.0501.63 3 lbs.

910.0501.66 3 lbs.

### Benefits:

Exceptional frame, virtually all of its parameters can be customized-making it the perfect fit for any head or face shape.

### Features:

- Exclusive coating technology reduces the light reflection index to .3%, allowing more light through the loupes and providing the brightest image possible.
- The crispest images with color correction.
- Super-wide (approx. 5¼" dia.), super-deep (approx. 11½") field of view.
- Flexibility for precise adjustment.
- Super light weight.
- Dust and water resistant.
- S-Frame provides splash protection



{910.0501.63}

## HR Series Loupe, 2.5x, 16" working distance, Pro Headband

Item#: 910.0501.04

Shipping Weight: 3 lbs.

### Benefits:

Headband is easily adjustable for more than one user.

### Features:

- Adjustable for height and width so that a comfortable fit is assured for different users.
- Optics can be swung out of the line of sight and returned to the original position in one easy movement.
- Lets you combine the magnification optics with your own glasses if preferred.
- Comfortable head cushions front and back.

{910.0501.04}



{910.0501.29}

## Face Shields for Spectacle, 12 pack

Item#: 910.0501.29

Shipping Weight: 3 lbs.


### Benefits:

Full facial protection from fluid splash.

### Features:

- Clips attach shield to frame.

Complementary Products: C & HR Loupes, **opposite page**.



## Fiber Optic Projector HK 7000

Item#: 910.0501.19

Shipping Weight: 8 lbs.

### Benefits:

Suitable for all Heine Fiber Optic Instruments. Can be used with other fiber optic instruments with optional adapters.

### Features:

- Powerful Halogen bulb for maximum brightness.
- Aspheric illumination optics equal intense light with high color temperature.
- Continuous light intensity adjustment without color temperature changes. Allows brightness reduction with no red shift of light.
- Boost switch gives up to 40% more light.
- Up to 500 hours of extended bulb life.
- Folding handle allows for easy transport.
- For desk, wall or floor-mounting.

### Complementary Products:

910.0501.20 MD 1000 Fiber Optic Headlight, [this page](#).



{910.0501.19}

## Fiber Optic Headlight, MD 1000

Item#: 910.0501.20

Shipping Weight: 5 lbs.

### Benefits:

Exceptionally bright light without heat!

### Features:

- Ultra-light, highly-flexible fiber optic cable with gown clips. Length 118".
- Height and angle of illumination adjustable by a single control.
- Adjustable light spot with sterilizable lever.
- Can be combined with Heine HR Binocular Loupes.

Complementary Products: 910.0501.19 Fiber Optic Projector HK 7000, [this page](#).



{910.0501.20}

This catalog may not include the latest product information. Our website is the best source for up to date information regarding our products. Please visit our website at [www.shor-line.com](http://www.shor-line.com) or call 1.800.444.1579.



## 3S LED Headlight with Professional Headband and Portable mPack Power Supply

Item#: 910.0501.48

Shipping Weight: 6 lbs.




### Benefits:

The Heine 3S LED headlight is cutting edge technology in coaxial illumination.

### Features:

- 6000° Kelvin color temperature.
- 30,000 Lux, more than twice as bright as conventional headlights.
- Lightweight and compact, weighs only 2.5 ounces.
- Headband mounted brightness control and spot size adjustment.
- Integrated cooling fan ensures quiet and vibration free operation.
- mPack power supply with Li-ion technology (see mPack, [this page](#)).
- LEDs guaranteed for 20,000 hours or roughly 20 years with normal use.



## mPack Power Supply, Li-Ion

Item#: 910.0501.49

Shipping Weight: 1 lb.



### Benefits:

Up to three times longer operation time compared to NiCd systems and twice as long as other Li-Ion systems.

### Features:

- Two hours of operation on a full charge.
- Portable, freedom from wall plug-in power source.
- Charges to full capacity in just two hours. No memory effect.
- Battery capacity indicator always lets you know how much charge you have left.
- Charge unit with mobile transformer (included).

## Laryngoscope Handle with Sanalon Connector

Item#: 910.0500.33

Shipping Weight: 1 lb.

### Benefits:

Cost effective, high quality handle.

### Features:

- 2.5 volts powered by two “C” cell batteries.

Complementary Products: 910.0500.34 Larynx, Blade, Miller #2, Sanalon; 910.0500.35 Larynx, Blade, Miller #4, Sanalon; 910.0500.36 Larynx, Blade, Pediatric #1, Sanalon, [this page](#).

## Laryngoscope Blades

Item#: 910.0500.34 Laryngoscope, Blade, Miller #2, Sanalon

910.0500.35 Laryngoscope, Blade, Miller #4, Sanalon

910.0500.36 Laryngoscope, Blade, Pediatric #1, Sanalon

Shipping Weight: 910.0500.34 - 36 1 lb.

### Benefits:

Tremendous strength with low weight; reduced risk of injury or damage to patient's teeth; high cost effectiveness; extreme durability.

### Features:

- Integrated fiber optic bundle for brilliant light emission at the tip.
- All Sanalon fiber optic blades are autoclavable.

Complementary Products: 910.0500.33 Laryngoscope Handle with Sanalon Connector, 2.5V, “C” cell handle, [this page](#).



## Mobile Anesthesia Unit

Item#: 195.1037.00 Mobile Anesthesia Unit with New Vaporizer  
 195.1000.00 Mobile Anesthesia Unit with Reconditioned

Vaporizer (1 year Limited warranty on vaporizer)\*

195.1038.00 Mobile Anesthesia Unit without Vaporizer

Shipping Weight: 195.1037.00 65 lbs.  
 195.1000.00 65 lbs.  
 195.1038.00 60 lbs.

### Benefits:

Your best value in anesthesia equipment with a 5 year limited warranty on parts.

### Features:

- Five leg base with shielded casters.
  - 17" x 10" heavyduty shelf holds up to 50 lbs.
  - CO<sub>2</sub> absorber with pressure gauge.
  - "One seal" canister with lifetime warranty against breakage.
  - Dual O<sub>2</sub> supply ready with check valves.
  - 0-4 LPM oxygen flowmeter with mechanical stop knob.
  - Oxygen flush with 30 LPM safety restrictor.
  - Common gas outlet for non-rebreathing systems.
  - 19mm enclosed pop-off valve.
  - Syringe holder for inflating E/T cuffs.
  - Adult & pediatric unilimb rebreathing circuits.
  - Non-rebreathing system with 1 liter bag.
  - .5, 1, 2 and 3 liter bags.
  - 5 year warranty on parts.
- \* Reconditioned vaporizers are professionally disassembled, cleaned, inspected and then reassembled with all new seals and wicks. They are calibrated to the highest standards used.

Complementary Products: 195.1001.00 Dual "E" Tank Manifold, **opposite page.**

## Wall Mount Anesthesia Unit

Item#: 195.1039.00 Wall Mount Anesthesia Unit with New Vaporizer  
 195.1002.00 Wall Mount Anesthesia Unit with Reconditioned Vaporizer  
 (1 Year Limited Warranty on Vaporizer)\*  
 195.1040.00 Wall Mount Anesthesia Unit without Vaporizer

Shipping Weight: 195.1039.00 45 lbs.  
 195.1002.00 45 lbs.  
 195.1040.00 40 lbs.

### Features:

- Conveniently located on the wall, this design is best suited for work stations in radiology or dentistry.
  - Mounts on standard 16" centers.
  - Adult & pediatric unilimb rebreathing circuits.
  - Non-rebreathing system with 1 liter bag.
  - .5, 1, 2 and 3 liter bags.
- \* Reconditioned vaporizers are professionally disassembled, cleaned, inspected and then reassembled with all new seals and wicks. They are calibrated to the highest standards used in human medicine.



## Articulating Arm Wall Mount Unit

Item#: 195.1058.00 Articulating Arm Wall Mount with New Vaporizer  
 Shipping weight: 195.1058.00 45 lbs.

### Features:

- Arm extends unit 24" from wall with full 180° movement
- High quality metal bearings for smooth operation



Storage Organizer sold separately.  
**{195.1037.00}**



**{195.1039.00}**



**{195.1058.00}**

{195.1020.00}



### Complete F/AIR Kit

Item#: 195.1020.00 Complete F/AIR Kit

195.1021.00 F/AIR Canister Only

Shipping Weight: 195.1020.00 1.5 lbs.

195.1021.00 1.5 lbs.

#### Benefits:

Effectively removes waste gases with activated charcoal granules and can be used on any anesthesia machine.

#### Features:

- F/AIR canister.
- Canister bracket.
- 22mm x 19mm adapter.
- 4 feet of 19mm blue tubing.
- Screws and wrench for attachment.

{195.1048.00}



{195.1001.00}



### Dual "E" Tank Manifold

Item#: 195.1001.00 Dual "E" Tank Manifold

Shipping Weight: 10 lbs.

#### Benefits:

Holds two "E" tanks that attach to mobile base.

#### Features:

- Consists of a pressure regulator, green oxygen hose and dual yokes.
- The dual yokes act to orient and support the "E" cylinder, provide a gas-tight seal, and ensure a unidirectional flow of gas into the machine.



### Storage Organizer for Mobile Anesthesia Unit

Item#: 195.1048.00 Storage Organizer for Mobile Anesthesia Unit

Shipping Weight: 5 lbs.

#### Benefits:

Store masks, tubes and other instruments on the anesthesia machine for easy access.

#### Features:

- Blue transparent hinged dust cover.



## Unilimb Rebreathing Circuit

Item#: 195.1032.00 Unilimb Rebreathing Circuit, Adult over 20kg.  
 195.1033.00 Unilimb Rebreathing Circuit, Pediatric 5–20kg.  
 Shipping Weight: 195.1032.00 1 lb.  
 195.1033.00 1 lb.

**Benefits:**  
 Aids in heat and moisture retention, speeding patient recovery time.

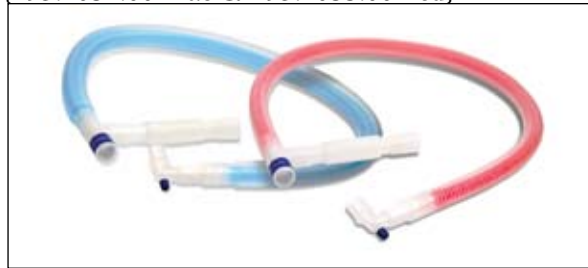
**Features:**  
 Single tube to patient design, 40" tube length.

## Small Animal Masks

Item#: 195.1017.00 Anesthesia Mask, Small, Feline  
 195.1018.00 Anesthesia Mask, Medium, Canine  
 195.1019.00 Anesthesia Mask, Large, Canine  
 Shipping Weight: 195.1017.00 1 lb.  
 195.1018.00 1 lb.  
 195.1019.00 1 lb.

**Benefits:**  
 Diaphragms stretch for snug fit over muzzle.

{195.1032.00 Blue & 195.1033.00 Red}



{Small Animal Masks}



{195.1034.00}



{195.1035.00}

## Non-Rebreathing System

Item#: 195.1034.00  
 Shipping Weight: 1 lb.

**Features:**

- Quickly connects to the common gas outlet.
- Designed for use with animals <10kg.
- Includes a one liter bag with stop cock built into the evacuation fitting.

## Anti-Spill Adapter

Item#: 195.1035.00 Anti-Spill Adapter, Isoflurane  
 195.1036.00 Anti-Spill Adapter, Sevoflurane  
 Shipping Weight: 195.1035.00 1 lb.  
 195.1036.00 1 lb.

**Benefits:**  
 Helps reduce spillage while filling vaporizers.

**Features:**

- Pin indexed for the correct agent.





# {+} Post Op Recovery/ICU/Isolation



[Special Thank...Dr. David Allen, Arione Piper and Liz Talkington, Mission Med Vet, Mission, Kansas for this photo.]

As one of the busiest areas in any facility, your ***Post-Op Recovery/ICU/Isolation*** area must be able to handle multiple functions. It is critical that the proper equipment be available in this area.

Keep the following in mind when designing and equipping your space:

- Patients and monitoring equipment must be constantly visible to your staff at all times.
- This area should be sterile. Equipment construction and material must stand up to constant disinfecting.
- Quick access of oxygen in this area is essential.
- It is critical to have the right equipment in the right place. Aisles must be kept clean and clear as this is an area where seconds count.





# { Post Op Recovery/ICU/Isolation

## Oxygen Therapy Doors

Item#: 914.2424.03 O<sub>2</sub> Door, 24" x 24", Clear  
914.2430.03 O<sub>2</sub> Door, 24" x 30", Clear  
914.3030.03 O<sub>2</sub> Door, 30" x 30", Clear  
914.3630.07 O<sub>2</sub> Door, 36" x 30", Clear

Shipping Weight: 914.2424.03 33 lbs.  
914.2430.03 35 lbs.  
914.3030.03 38 lbs.  
914.3630.07 43 lbs.

### Benefits:

"Low stress" introduction of oxygen or aerosols (inhalants) without the prohibitive cost and purchase of a complete ICU unit.

### Features:

- Easily retrofits to existing Shor-Line cages.
- The ¼" thick clear plexiglass door has removable autoclavable gaskets.
- Semi-disposable humidifier (3 included) positioned in a removable chamber allows aerosols to be heated or cooled.
- Digital readout for temperature/humidity with minimum and maximum memory function and Centigrade or Fahrenheit temperature readout.

Complementary Products: 195.1015.00 O<sub>2</sub> Regulator and Flowmeter; 195.1009.00 O<sub>2</sub> Regulator Only, [opposite page](#); 195.1010.00 Green Oxygen Line, (not shown); PVC Coated Grill floors, [opposite page](#); 025.0004.00 Bubble Humidifier, [opposite page](#).

{914.2424.03}



## Oxygen Therapy Conversion Kit, 48" x 30" Double Door Cage

Kit includes 24" x 30" Plexiglass door and gasket seal only, 24" x 30" O<sub>2</sub> Door must be purchased Separately.

Item#: 914.4830.04  
Shipping Weight: 50 lbs.

### Benefits:

Kit allows a standard 48" x 30" Double Door Cage to be converted into an oxygen therapy holding unit for larger patients. Simply remove existing cage door left side and replace it with the oxygen door. Remove right side existing door and replace with solid plexiglass door.

### Features:

- ¼" thick clear plexiglass allows for maximum light and view of patients.
- Conversion kit design utilizes a clear plexiglass door and removable gasket seals for your 48" w x 30" h double door kennels.

Complementary Products: 317.0098.08 PVC Coated Grill floors, [opposite page](#).



{914.4830.04}



## Bubble Humidifier

Item#: 025.0004.00

Shipping Weight: 2 lbs.

### Benefits:

Delivers supplementary O<sub>2</sub> and aerosols to alleviate drying of the bronchial passages.

### Features:

Humidifier is semi-disposable. Can be cleaned and reused several times.




{025.0004.00}



{195.1015.00}

{PVC Coated Grill Floors}



{914.3630.50}

## Mobile Transport with O<sub>2</sub> Door

Item#: 914.3630.50

Shipping Weight: 176 lbs.

### Benefits:

Oxygen Therapy Unit can be rolled into a position for maximum visibility of patient and easy monitoring by team members.

### Features:

- Kennel size: 36" w x 30" l x 30 3/4" d
- Same simple operation as O<sub>2</sub> door.
- 5" casters and push handle allow for easy movement.
- Cage top surface provides space for monitoring equipment.

Complementary Products: 814.3600.02 PVC Coated Grill floor for 36" w cage with O<sub>2</sub> Door, [this page](#).

## Oxygen Regulator & Flowmeter

Item#: 195.1015.00

Shipping Weight: 3 lbs.

### Benefits:

Delivers precise amounts of oxygen to Shor-Line's oxygen therapy doors.

### Features:

- 10 ft. long hose and DISS female fitting.
- 0-15 LPM adjustment.
- Protected by an all-metal housing.

## PVC Coated Grill Floors

(for cages utilizing oxygen doors, special depth)

Item#: 317.0098.06 Floor for 24" w cage with O<sub>2</sub> Door

317.0098.07 Floor for 36" w cage with O<sub>2</sub> Door, also fits Mobile Transport with O<sub>2</sub> Door (see below)

317.0098.19 Floor for 30" w cage with O<sub>2</sub> Door

317.0098.08 Floors for 48" w Double Door cage with O<sub>2</sub> Door (2 piece)

Shipping Weight: 317.0098.06 19 lbs.

317.0098.07 34 lbs.

317.0098.19 30 lbs.

317.0098.08 42 lbs.

### Benefits:

Keeps patients dry and allows air circulation around them by supplying a 3 1/2" raised grill platform above the cage floor.

### Features:

- Sturdy frame and legs with 14 gauge perforated sheet steel.
- Openings are approximately 3/8" diameter after PVC coating.
- Non-toxic PVC coating is approximately 1/8" thick and seals entire floor.





# Post Op Recovery/ICU/Isolation

## IV Track - Ceiling Mount System

Item#: 914.0100.01

Shipping Weight: 30 lbs.

### Benefits:

Whether in Surgery, Surgery Preparation or ICU Wards, the IV Track System allows you to position IV fluids where needed.

### Features:

- Simple twist and lock system for horizontal positioning.
- Button release system provides the flexibility to raise and lower fluids to the desired height.
- Four-hook assembly with extra hook at the bottom supply sufficient hanging space for your fluids.
- Track is constructed of extruded aluminum and comes in a standard 4 ft. length. Additional tracks are available in one foot increments.

Complementary Products: 814.0100.22 Mid Support Bracket, [this page](#); 814.0100.23 End Support Bracket, [this page](#).



## Kennel Gear™ IV Pole

Item#: 041.0017.21 Kennel Gear IV Pole with Door Mount

041.0017.58 Kennel Gear IV Pole with Kennel Bar Mount

Shipping Weight: 041.0017.21 2.5 lbs.

041.0017.58 2.5 lbs.

### Benefit:

Allows veterinarians to securely mount an IV to any surface ensuring a safe and secure application to patients.

### Features:

- Adjustable from 17" to 24" and accepts most standard IV pumps.
- Increases efficiency by reducing tripping hazards, clutter and freeing up floor space.
- Fits Heska and Jorgenson IV fluid pumps.
- Kennel door mount included.

## Cage Assembly Support Brackets for IV Track System

Item#: 814.0100.22 Mid Support Bracket

814.0100.23 End Support Bracket

Shipping Weight: 814.0100.22 1 lb.

814.0100.23 1 lb.


### Benefits:

Provides support at points where two cages are joined together.

### Features:

- Made from heavy gauge stainless steel.
- End supports are used at the end of a cage bank.
- If continuing lengths are desired, we recommend using a support bracket for every 4' length.

{914.0100.01}



{914.0100.01}

{041.0017.21}



## IV Pump Holder

Item#: 802.0011.00

Shipping Weight: 3 lbs.

### Benefits:

Easily mounts to any Shor-Line cage providing a stable support for your infusion pump. No more tripping over tubes and wires. Allows direct access to infusion pump readouts and controls.

### Features:

- Fits securely over the horizontal bars in any Shor-Line cage.
- The weight of the pump and a twist clasp locks the holder onto the cage bars.
- Height adjustable dual horn bag hooks for multiple sets.



{IV Pump not included.}  
{802.0011.00}



{802.0001.00}



{ 803.0010.02}

## Mobile IV Stand

Item#: 803.0010.02

Shipping Weight: 14 lbs.

### Benefits:

IV caster base is made from four epoxy coated steel legs providing flexibility to place IV fluid sets where needed.

### Features:

- Dual wheel casters designed for hard surface floors.
- 1" chrome plated tree is adjustable from 64" to 96".
- Two hook IV holder.

## Cage Door IV Holder

Item#: 802.0001.00 Kennel Door IV Holder, 19" Long

802.0001.01 Kennel Door IV Holder, 35" Long

Shipping Weight: 802.0001.00 3 lbs.

802.0001.01 4 lbs.

### Benefits:

Keep the floor and aisle space clear from mobile IV stands by attaching your fluids to a cage door.

### Features:

- Easily attaches to Shor-Line cage doors
- Sturdy  $\frac{3}{8}$ " diameter stainless steel rod provides needed strength
- Height adjustable: 19" holder adjusts from 2" to 16" above the point of attachment to the door while the 35" holder adjusts from 2" to 32".







# Post Op Recovery/ICU/Isolation

## Isolation/Parvo Cage

Item#: 925.3931.01 Isolation/Parvo Cage  
 925.2000.02 Upper Isolation/Parvo Cage  
 925.2000.03 2 Unit Isolation/Parvo Cage

Shipping Weight: 925.3931.01 130 lbs.  
 925.2000.02 130 lbs.  
 925.2000.03 260 lbs.

### Benefits:

Isolates potentially infectious patients from healthy patients and uses a unique drainage system that makes clean-up fast and easy.

### Features:

- Easy-to-clean, disinfectant safe polyethylene cage shell.
- Raised floor system keeps the patient elevated, minimizing contact with their waste.
- Lexan door splatter guard and raised bottom retaining lip help to contain explosive diarrhea.
- Sloped rear drainage system.
- Interior dimensions: 35" w x 28" d x 27½" h.
- Exterior dimensions: 38¾" w x 34" d (including drain) x 31" h.



{925.3931.01}



## Thermal Support System

Item#: 912.1000.00  
 Shipping Weight: 12 lbs.

### Benefits:


Provides needed warmth to post-op patients.

### Features:

- Adjustable temperature pad ranges from 70°F-97°F maximum.
- 16" x 16 ¾" heated area allows smaller animals to move off heated area if needed.
- For use in cages 21" wide or larger.
- Reinforced cord from control to pad.



{912.1000.00}



## Supply Caddy from Kennel Gear™

Item#: 190.0026.00 Supply Caddy, Blue with Plastic Bar Mount  
 190.0025.00 Supply Caddy, Blue with Table Mount

Shipping Weight: 190.0026.00 2 lbs.  
 190.0025.00 2 lbs.

### Benefit:

Increase productivity by staying organized with the Supply Caddy.

### Features:

- A convenient and safe location to keep supplies, medicines toys, grooming tools and other items.
- Constructed of durable polypropylene.

Complementary Products: Kennel Gear Mounting Systems, page 95.



{190.0026.00}



# { } Rehabilitation

...it's not just for people anymore.



**Rehabilitation** is an additional service you can make available to your patients and clients which will provide the best opportunity to enhance a patient's recovery and quality of life. By choosing the appropriate equipment, you will have better results with those that require extra special care.

Keep the following in mind when considering rehabilitation procedures and equipment for your facility:

- Adequate space is available for the type of equipment desired.
- The ability to easily access the equipment for therapists and animals.
- Providing rehabilitation services is still relatively new for veterinarians in private practice. Charge a competitive price for your services, but one that will also allow you to recoup your investment in a reasonable time frame.





## Hydro Physio Underwater Treadmill

Item#: 904.0001.00 HP 200 Complete System  
904.0001.05 HP 300 Extended Treadmill, Complete System  
Shipping Weight: 904.0001.00 HP 200 2012 lbs  
904.0001.05 HP 300 2200 lbs

### Benefits:

With just a little over 100 square feet in your new or existing hospital, you can provide the paradigm of hydrotherapeutic rehabilitation...and add \$\$\$ to your bottom line.

The Hydro Physio product line combines the rehabilitation needs of modern veterinary practices with expert engineering knowledge to provide high quality, functional and low maintenance equipment that will add value to your practice and patient care.

The HP delivers enhanced therapeutic recovery for post-op patients and a unique training environment for physical fitness with unparalleled results. The HP underwater treadmill allows the patient to confidently exercise in a low impact environment while offering full control of the session.

## Hydro Physio...meeting the rehabilitation needs of modern veterinary practices.

Developed with continuous input from veterinarians specializing in animal rehabilitation, Hydro Physio has become the leading brand for hydrotherapy worldwide.

Our core value of constantly investing in state-of-the-art design and manufacturing technology coupled with a highly skilled and loyal workforce ensures market leading performance.

The Hydro Physio product line combines the rehabilitation needs of modern veterinary practices with expert engineering knowledge to provide high quality, functional and low maintenance equipment that will add value to your practice and patient care.

## Hydrotherapy

By utilizing the unique properties of water in combination with advanced technology, the HP 200 delivers enhanced therapeutic recovery for post-op patients and a unique training environment for physical fitness with unparalleled results. The HP 200 underwater treadmill allows the patient to confidently exercise in a low impact environment while offering full control of the session.

<h3>The Ultimate Professional Choice</h3> <p>The HP 200 was designed without compromise...it's simply the best.</p>			
HP 200 Comparison			
Features	HP 200	Competitor A	Competitor B
Smooth start to conveyor	✓	✗	✓
Operating costs	Lowest	Highest	Next Highest
Speed range	Fraction to 5mph	0.5 to 5mph	0.1 to 7.8mph
Zero water pressure to seal doors	✓	✗	✓
One person operation	✓	✗	✗
Quiet running	✓	✗	✓
Dry running treadmill	✓	✗	✗
Fits normal doorway	✓	✗	✓
Safe, low voltage treadmill actuator	✓	✗-Electric	✗-120-220V
Large doors swing outwards	✓	✗	✓
Stainless steel construction	✓	✗	✓
Insulated storage tank	✓	✗	✗
Remote pumps	✓	✗	✓
360° glass viewing area	Largest	Smallest	Next Smallest
Easy clean treadmill chamber	✓	✗	✗
Remote control	✓	✗	✗
Microprocessor control	✓	✓	✗
Dedicated waste line prevents contamination of entire system and allows immediate reuse after defecation	✓	✗	✓

For more information and to receive a product guide please visit our website at [www.shor-line.com](http://www.shor-line.com) or call toll free 800.444.1579.





# { } Rehabilitation

## Fit Fur Life Treadmill

Item#: 804.0001.46

Shipping Weight: 212 lbs.



### Benefits:

Fit Fur Life Treadmills have been developed in consultation with veterinarians worldwide. In addition to the incline, which benefits in the rehabilitation of hip, hock and spinal injuries, the Fit Fur Life is the only treadmill to also offer a decline feature. The 5% decline aids in the rehabilitation of shoulder, elbow and carpal problems.

### Features:

- Running area is 78¾"l x 17¼"w
- Belt speed adjustable from 0.2 MPH up to 12 MPH
- Motorized incline (+10%) and decline (-5%) in 1% increments
- Maximum weight of patient-295 lbs
- Small, medium and large harnesses included

## Intelect Vet

Item#: 810.0001.00

Shipping Weight: 12 lbs.



### Benefits:

The Intelect Vet is a revolutionary product for veterinarians to provide physical therapy by offering three modalities in one system: **electrical stimulation, ultrasound, stim & ultrasound combination**

### Features:

- **Clinical Protocols™** This on-board help library gives you the most appropriate parameter set for a variety of clinical conditions, easily accessed by choosing the specific body area to be treated. You'll also find rationale regarding waveforms and illustrations of correct electrode placement.
- **Anatomical library** Full color graphic illustrations of the musculoskeletal system for both canine and equine segmented by body area and clearly labeled

**Complementary Products:** 810.0006.00 Cart System (not shown); 810.0009.00 Carry Bag (not shown); Various sizes of electrodes available.

## Genisys Laser & 9-Diode Applicator (1040mW)

Item#: 810.0004.00 Genisys Laser

810.0005.00 9-Diode Applicator

Shipping Weight: 12 lbs.



### Benefits:


Laser therapy uses light to penetrate tissue for increased blood flow and more rapid healing. True laser light therapy is the latest high demand therapeutic modality for veterinarians.

### Features:

- Continuous and pulsed treatment modes
- Real time feedback of dosage delivered
- Useful selection of clinical indications and user defined protocols
- Therapy can be controlled from the applicator
- Laser protective eyewear (2) included

**Complementary Products:** 810.0012.00 Cart Adapter (not shown); 810.0010.00 Carry Bag (not shown); Various sizes of applicators available.

{804.0001.46}



{810.0001.00}



{810.0004.00}

# { Animal Holding/Boarding



(Special Thanks...Dr. Jeff Grady, Grady Veterinary Hospital, Cincinnati, Ohio for this photo.)

**Animal Holding** equipment should be considered a long-term investment. Sturdy construction, quick clean-up and quality materials add efficiency, longevity and value to your purchase. Animal care professionals the world over choose Shor-Line for our features and performance.

Consider the following when equipping your animal holding area:

- Fast clean-up makes for healthier patients and more staff time for animal care.
- Well-engineered construction methods reduce bacteria growth and cross-contamination. This same engineering reduces maintenance.
- Safety for both the animal and animal handler is a must.
- Consider provisions for sound level control.
- Patient comfort regardless of animal size is always a priority. Full-view doors allow for easy observation of patient.
- Professional looking animal holding presents a homey, pleasant atmosphere for an owner to entrust his or her pet.





# Animal Holding/Boarding

**S**hor-Line Kennels are fabricated from our exclusive 2-piece unitized construction process, minimizing the number of welded seams. Less welds mean stronger and longer lasting kennels.

Shor-Line Kennels are constructed from the highest grades of austenitic stainless steel material. Even the frame, trim hardware, screws and platforms are made of stainless steel.

Shor-Line Kennels are totally modular. This means each kennel is manufactured as an individual unit, engineered for fit and function to combine with others into one structural product. When you put them together, they look custom built, specially for your kennel area. Installation is quick and easy.

*On the next several pages are samples of our most popular cage assemblies. These combinations are recommendations only, and can be altered to best fit your individual needs.*

All stainless steel hardware (trim strips, trim plates and screws) tie each assembly together for a finished look. The kennels themselves have a front flange which overlaps the lower kennel or base platform, covering all horizontal joints.

A platform to support the kennel assembly may be ordered from Shor-Line with your kennel purchase. Note: When planning space requirements, allow an additional 1/8" in width for every two cages that are side-by-side.

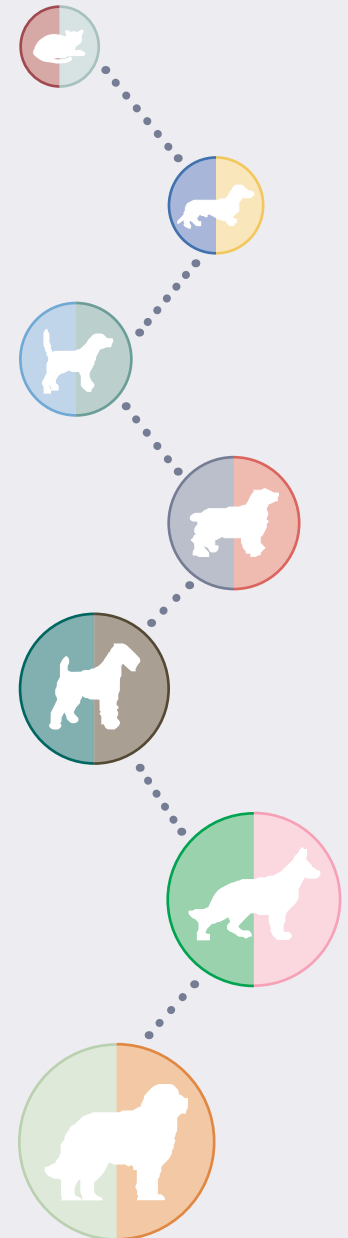
**\*Cages & Kennels are used synonymously throughout this catalog.**



## Kennel\* (Cage\*) Sizes

Item#	Size	Shipping Weight: lbs.
902.1818.70	18" x 18"	31
902.1824.70	18" x 24"	37
902.2418.70	24" x 18"	37
902.2424.70	24" x 24"	44
902.2430.70	24" x 30"	56
902.3024.70	30" x 24"	56
902.3030.70	30" x 30"	63
902.3036.70	30" x 36"	73
902.3630.70	36" x 30"	73
902.3636.70	36" x 36"	79
902.4830.73 DD	48" x 30"	95
902.4836.73 DD	48" x 36"	103
902.6036.73 DD	60" x 36"	162
902.7236.73 DD	72" x 36"	198
Not pictured		
902.4830.70 SD	48" X 30"	92
902.4836.70 SD	48" X 36"	101

**All kennels (cages) are 28 1/4" deep not including latch.**




## Continuous Product Improvement

*At Shor-Line, we call it "CPI"*


Of course you expect us to develop and produce new products that serve all of our customers, but we don't stop there.

Our "CPI" group, consisting of key people in our Engineering, Production, Marketing and Sales departments, convenes weekly to explore how new technologies in materials and manufacturing processes can be utilized to improve our existing products.

Our competitors realize that we are the industry leader and to their credit, have attempted to close the quality gap between their products and ours. We will not let that happen. The new  stainless steel kennel from Shor-Line is our latest "CPI" that widens the gap between us and the competition.

Any company can claim that they have the best kennel, but facts are facts. No other kennel in our industry has as many U.S. Patents, awarded or pending, than the new  kennel from Shor-Line.

Thank you,  
*The Shor-Line "CPI" Group*








# Animal Holding/Boarding

## TYPE 3 SHOR-LINE CAGES

NEW



### (A) Trim Hardware

All trim plates and trim strips are solid stainless steel with rounded corners-no sharp edges or points. **Patents pending.**

### (B) Patented Latch

Our latch is designed to be durable, secure and quiet. Acetal bushings provide smooth operation and sound dampening qualities. Concave latch bar allows cage door to be opened with your forearm when handling a sedated or fractious pet with both hands. **Shor-Line has been granted U.S. Patent #5,097,796 for this unique latch design.**

### (C) Sound Dampening

New sound and vibration absorbing technology. Standard equipment on all Shor-Line cages.

### (D) World's Mightiest Cage Door - Bar None...

Excuse the pun, but we think you will agree. The one piece frame and wrap around hinge/latch bars are formed from  $\frac{3}{8}$ " diameter solid stainless steel rods. All additional horizontal rods are  $\frac{1}{4}$ " in diameter and all vertical rods are  $\frac{3}{8}$ " in diameter. Every intersection of horizontal and vertical rods are welded, providing incredible strength. Electro polishing is the final process resulting in a smooth and bright finish that looks great and is easy to clean...**and practical too!** Loops on the door prevent paper, pads or towels from sliding out the front of the cage.

### (E) Fully Rounded Corners and Fluid Retaining Lip

No 90° corners to trap germs and debris. A smooth rounded cove transitions the back and all internal sides of the cage. A slightly raised, fluid retaining lip prevents drainage out the front of the cage.

### (F) Stainless Steel Frame


All frame members are heavy duty stainless steel channel to provide you many years of solid structural support for your cage assemblies. All edges and corners on our frames have been radiused and de-burred.

### (G) New, Patent-Pending Hinge Design


Our design engineers have developed and tested a hinge that is unique in its strength and utility. The hinge is constructed of 14 gauge austenitic stainless steel that is encapsulated by an injection molded, fiberglass reinforced 6/6 thermoplastic polymer.

The snap together bushing on the door frame is also molded from 6/6 thermoplastic polymer with permanent, self-lubricating properties resulting in a silky smooth and silent swing...truly "cutting edge" technology. Our new hinge design allows for the quick and easy removal of our newly designed door for cleaning and reattachment without tools. Our doors, latches and hinges are completely transposable which allows you to change your cage from a right hand latch to a left hand latch, or vice versa at any time.


## 4' Assembly



{Option A}



{Option B}



{Option C}

4' Assembly, SS, Option A		4' Assembly, SS, Option B		4' Assembly, SS, Option C	
Item#	Shipping weight	Item#	Shipping weight	Item#	Shipping weight
902.0103.19	<b>199</b>	902.0103.16	<b>217</b>	902.0105.33	<b>273</b>
With Platforms		With Platforms		With Platforms	
Mobile 902.0103.20	<b>223</b>	Mobile 902.0103.17	<b>241</b>	Mobile 902.0105.34	<b>297</b>
Stationary 902.0103.21	<b>215</b>	Stationary 902.0103.18	<b>233</b>	Stationary 902.0105.35	<b>289</b>


## 5' Assembly



{Option A}



{Option B}




{Option C}

5' Assembly, SS, Option A		5' Assembly, SS, Option B		5' Assembly, SS, Option C	
Item#	Shipping weight	Item#	Shipping weight	Item#	Shipping weight
902.0104.19	<b>262</b>	902.0104.22	<b>284</b>	902.0104.25	<b>329</b>
With Platforms		With Platforms		With Platforms	
Mobile 902.0104.20	<b>287</b>	Mobile 902.0104.23	<b>309</b>	Mobile 902.0104.26	<b>354</b>
Stationary 902.0104.21	<b>281</b>	Stationary 902.0104.24	<b>303</b>	Stationary 902.0104.27	<b>348</b>



# { 🏠 } Animal Holding/Boarding


## 6' Assembly



{Option A}




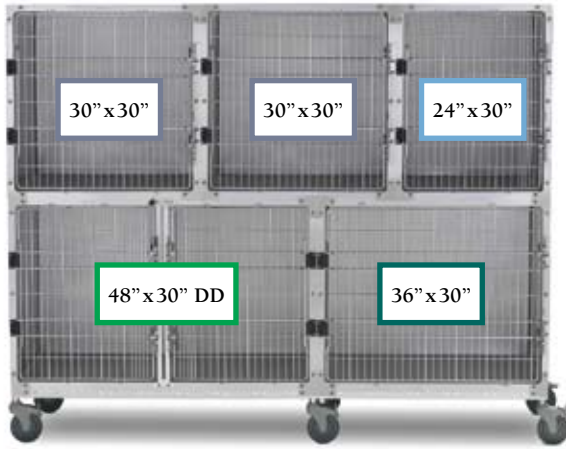
{Option B}



{Option C}

6' Assembly, SS, Option A		6' Assembly, SS, Option B		6' Assembly, SS, Option C	
Item#	Shipping weight	Item#	Shipping weight	Item#	Shipping weight
902.0105.36	<b>324</b>	902.0105.39	<b>354</b>	902.0105.42	<b>302</b>
With Platforms		With Platforms		With Platforms	
Mobile 902.0105.37	<b>355</b>	Mobile 902.0105.40	<b>385</b>	Moblie 902.0105.43	<b>333</b>
Stationary 902.0105.38	<b>349</b>	Stationary 902.0105.41	<b>379</b>	Stationary 902.0105.44	<b>327</b>

## 7' Assembly

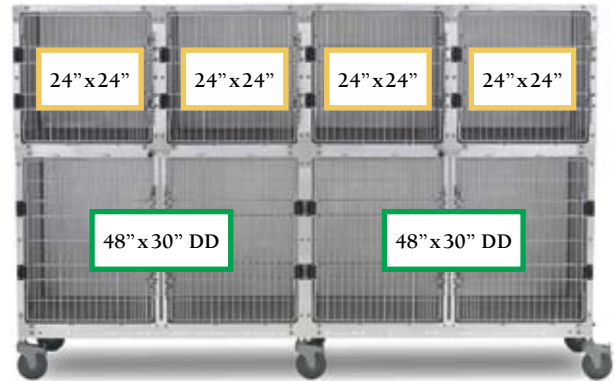



{Option A}

{Option B}

7' Assembly, SS, Option A		7' Assembly, SS, Option B	
Item#	Shipping weight	Item#	Shipping weight
902.0106.16	<b>360</b>	902.0106.19	<b>377</b>
With Platforms		With Platforms	
Mobile 902.0106.17	<b>405</b>	Mobile 902.0106.20	<b>422</b>
Stationary 902.0106.18	<b>389</b>	Stationary 902.0106.21	<b>406</b>

## 8' Assembly



{Option A}

{Option B}

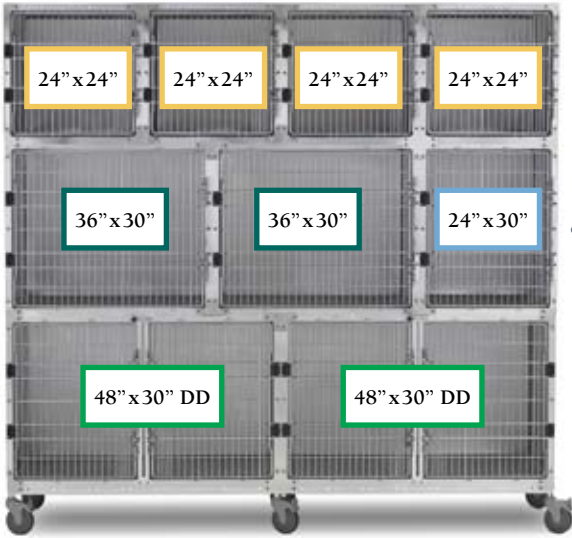
8' Assembly, SS, Option A		8' Assembly, SS, Option B	
Item#	Shipping weight	Item#	Shipping weight
902.0109.16	<b>400</b>	902.0109.19	<b>388</b>
With Platforms		With Platforms	
Mobile 902.0109.17	<b>450</b>	Mobile 902.0109.20	<b>436</b>
Stationary 902.0109.18	<b>435</b>	Stationary 902.0109.21	<b>420</b>






# { 🏠 } Animal Holding/Boarding

## 8' Assembly, cont.



{Option C}




{Option D}

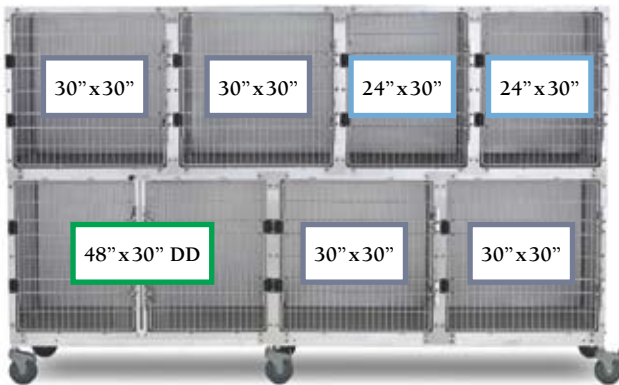


8' Assembly, SS, Option C		8' Assembly, SS, Option D	
Item#	Shipping weight	Item#	Shipping weight
902.0109.22	<b>590</b>	902.0109.25	<b>450</b>
With Platforms		With Platforms	
Mobile 902.0109.23	<b>638</b>	Mobile 902.0109.26	<b>496</b>
Stationary 902.0109.24	<b>622</b>	Stationary 902.0109.27	<b>482</b>

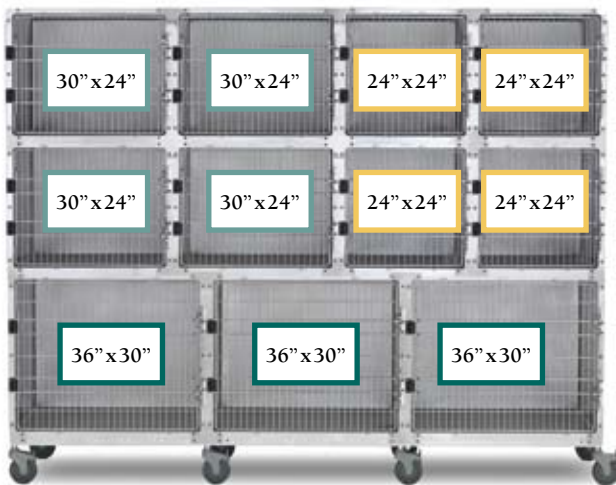
## 9' Assembly



{Option A}



{Option B}




{Option C}

9' Assembly, SS, Option A	
Item#	Shipping weight
902.0110.19	<b>506</b>
With Platforms	
Mobile 902.0110.20	<b>558</b>
Stationary 902.0110.21	<b>544</b>
9' Assembly, SS, Option B	
Item#	
902.0110.22	<b>469</b>
With Platforms	
Mobile 902.0110.23	<b>518</b>
Stationary 902.0110.24	<b>504</b>
9' Assembly, SS, Option C	
Item#	
902.0110.25	<b>641</b>
With Platforms	
Mobile 902.0110.26	<b>704</b>
Stationary 902.0110.27	<b>680</b>

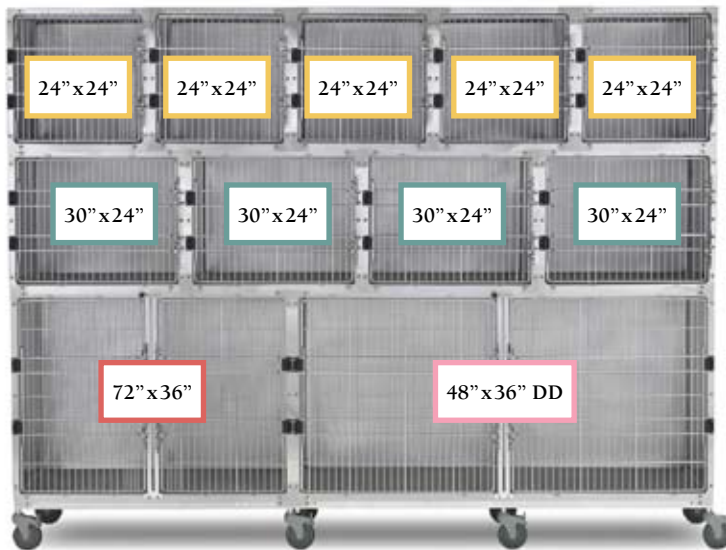


# { 🏠 } Animal Holding/Boarding

## 10' Assembly



{Option A}

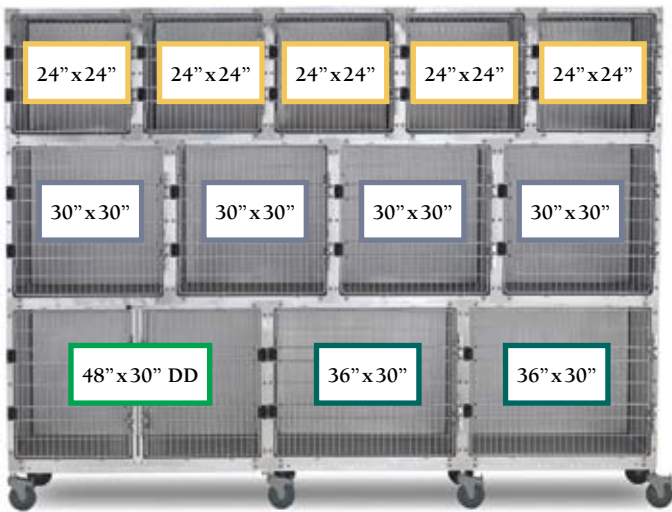


{Option B}

10' Assembly, SS, Option A		10' Assembly, SS, Option B	
Item#	Shipping weight	Item#	Shipping weight
902.0112.13	<b>586</b>	902.0112.16	<b>770</b>
With Platforms		With Platforms	
Mobile 902.0112.14	<b>636</b>	Mobile 902.0112.17	<b>825</b>
Stationary 902.0112.15	<b>624</b>	Stationary 902.0112.18	<b>811</b>

This catalog may not include the latest product information. Our website is the best source for up to date information regarding our products. Please visit our website at [www.shor-line.com](http://www.shor-line.com) or call 1.800.444.1579.


## 10' Assembly, cont.



<b>10' Assembly, SS, Option C</b>	
<b>Item#</b>	
902.0112.19	<b>738</b>
<b>With Platforms</b>	
Mobile 902.0112.20	<b>783</b>
Stationary 902.0112.21	<b>779</b>

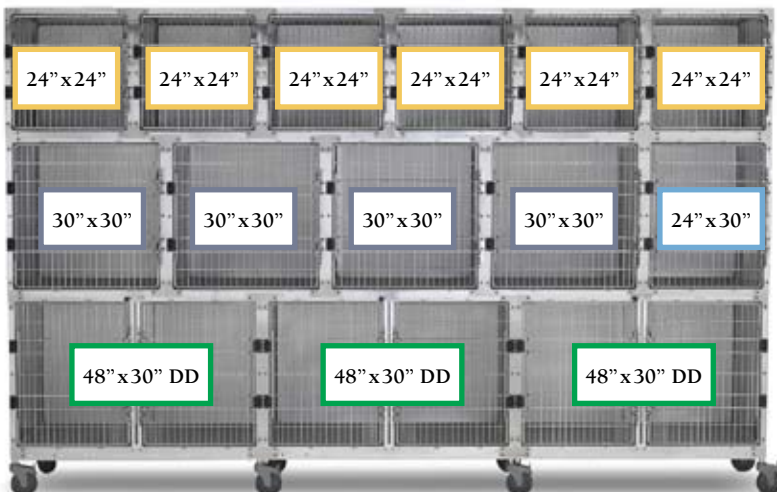
{Option C}

## 12' Assembly



<b>12' Assembly, SS, Option A</b>	
<b>Item#</b>	<b>Shipping weight</b>
902.0114.13	<b>674</b>
<b>With Platforms</b>	
Mobile 902.0114.14	<b>736</b>
Stationary 902.0114.15	<b>724</b>
<b>12' Assembly, SS, Option B</b>	
<b>Item#</b>	<b>Shipping weight</b>
902.0114.16	<b>885</b>
<b>With Platforms</b>	
Mobile 902.0114.17	<b>957</b>
Stationary 902.0114.18	<b>933</b>

{Option A}




{Option B}



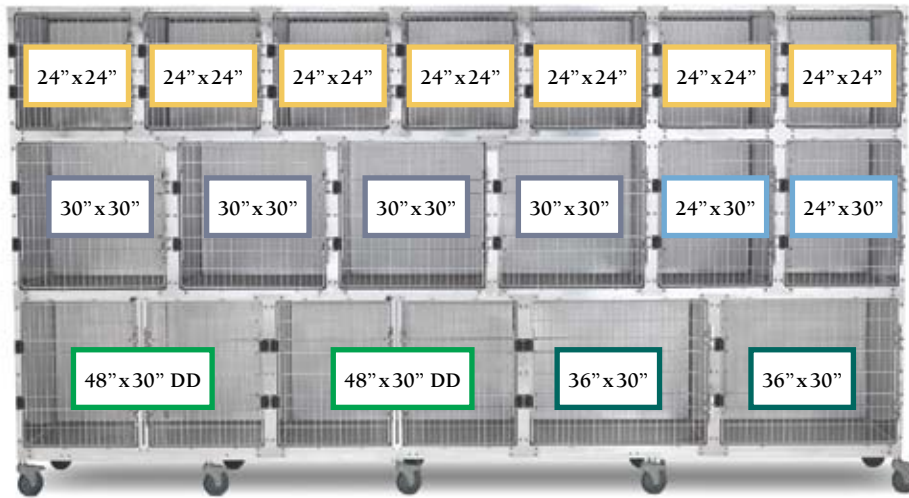


# { 🏠 } Animal Holding/Boarding

## 14' Assembly



{Option A}



{Option B}

14' Assembly, SS, Option A		14' Assembly, SS, Option B	
Item#	Shipping weight	Item#	Shipping weight
902.0117.13	<b>813</b>	902.0117.16	<b>1039</b>
With Platforms		With Platforms	
Mobile 902.0117.14	<b>889</b>	Mobile 902.0117.17	<b>1118</b>
Stationary 902.0117.15	<b>868</b>	Stationary 902.0117.18	<b>1096</b>



## Mobile Platform

Item#: Call for item number

### Benefits:

Platform provides easy maneuverability which aids in cleaning and bank rearranging. Easier access to bottom level cages.

### Features:

- Equipped with large reinforced nylon casters and polyurethane wheels that will not "flat spot" or mar floors. Rotates 360° for easy maneuverability.
- All casters feature lock mechanisms to hold your kennel assembly stationary between moves.
- Allow 8½" height increase for mobile platforms when planning your space requirements.
- 086.5012.11 Caster with Brake

{Mobile Platform}



## Stationary Platform

Item#: Call for item number


### Benefits:

Allows cleaning under cages and raises bottom cages to an easier access level.

### Features:

- Adjustable feet in each leg easily facilitates leveling.
- For planning purposes, allow for a 9¼" height increase when adjustable feet are fully extended and an 8" height increase when they are not extended.
- 702.0004.00 Leveling Leg Adapter

{Stationary Platform}



{317.0098.07}



## PVC Coated Floor

- Item#: 317.0098.00 Floor for 18" w Cage  
317.0098.01 Floor for 24" w Cage  
317.0098.02 Floor for 30" w Cage  
317.0098.03 Floor for 36" w Cage  
317.0098.04 Floor for 48" w Single Door Cage  
317.0098.05 Floors for 48" w Double Door Cage (2 piece)  
317.0098.45 Floors for 60" w Double Door Cage (2 piece)  
317.0098.46 Floors for 72" w Double Door Cage (2 piece)

Shipping Weight:	317.0098.00	11 lbs.
	317.0098.01	20 lbs.
	317.0098.02	25 lbs.
	317.0098.03	28 lbs.
	317.0098.05	41 lbs.
	317.0098.04	33 lbs.
	317.0098.45	51 lbs.
	317.0098.46	57 lbs.

### Benefits:

3¾" legs allow for cleaning kennel floor without removing or disturbing patients.

### Features:

- Sturdy frame and legs with 14 gauge perforated sheet steel.
- Openings are approximately 3/8" diameter after PVC coating.
- Non-toxic PVC coating is approximately 1/8" thick and seals entire floor.

## PVC Grill Coated Floor for Mobile Transport

Item#: 317.0098.07 PVC Floor for 902.0001.50 Mobile Transport

Shipping Weight: 814.3600.02 28 lbs.

### Benefits:

3¾" legs allow for cleaning kennel floor without removing or disturbing patients.

### Features:

- Sturdy frame and legs with 14 gauge perforated sheet steel.
- Openings are approximately 3/8" diameter after PVC coating.
- Non-toxic PVC coating is approximately 1/8" thick and seals entire floor.





# Animal Holding/Boarding

## Removable Divider for Stainless Steel Double Door Cages

Item#: 802.0030.00 Removable Cage Divider for 30”h Double Door Cage, Stainless Steel

802.0036.00 Removable Cage Divider for 36”h Double Door Cage, Stainless Steel

Shipping Weight: 802.0030.00 14 lbs.

802.0036.00 17 lbs.

### Benefits:

The removable cage divider provides a quick affordable way to convert 48”, 60” and 72” wide double-door Shor-Line cages into two smaller units.

### Features:

- The solid stainless steel divider connects to a bracket at the back of each cage to form a secure separation between compartments.
- The double-door latch system can be quickly and easily removed when transferring your large patients in and out of the cage.

{802.0030.00}



{924.0200.92}



## Squeeze Restraint

Item#: 924.0200.92 Squeeze Restraint, 24” x 18” Cage

924.0200.93 Squeeze Restraint, 24” x 24” Cage

924.0200.94 Squeeze Restraint, 24” x 30” Cage

924.0200.95 Squeeze Restraint, 30” x 30” Cage

Shipping Weight: 924.0200.92 14 lbs.

924.0200.93 17 lbs.

924.0200.94 20 lbs.

924.0200.95 24 lbs.

### Benefits:

Puts the “squeeze” on non-cooperative patients creating a safer vaccination and treatment environment.

### Features:

- Designed to fit Shor-Line cages, the Squeeze Restraint simply slides into the back of your existing cages, allowing you to easily and safely treat your less cooperative patients.
- Push/Pull system allows 3/8” diameter stainless steel handles to be hidden or extended outside the front of the cage door.
- Squeeze mechanism is made in the same style as our standard cage doors.



{902.0001.50}

## Mobile Transport Unit

Item#: 902.0001.50 Mobile Transport Unit, 40¾”w x 38”h x 30¾”d

Shipping Weight: 119 lbs.

### Benefits:

Mobility and design allow this unit to be used for receiving and releasing patients, moving them, as a temporary holding kennel, or even as an emergency exam and treatment table.

### Features:

- Built like the Shor-Line modular cages, the mobile transport unit is insulated and finished with polished stainless steel side and top panels.
- The universal door is designed for right-hand or left-hand opening.
- Large 5” heavy-duty corrosion resistant casters let you maneuver the unit easily through most door openings.
- Two of the casters feature locking mechanisms to hold the unit stationary when not in use.
- Full width bar handle for easy control.

## Stainless Steel Cages with Fixed Cat Resting Shelf

Item#: 902.1818.72 18" w x 18" h with Standard Shelf  
 902.1824.72 18" w x 24" h with Standard Shelf  
 902.2418.72 24" w x 18" h with Standard Shelf  
 902.2424.72 24" w x 24" h with Standard Shelf  
 902.2430.72 24" w x 30" h with Standard Shelf  
 902.3024.72 30" w x 24" h with Standard Shelf  
 902.4830.76 48" w x 30" h DD with (2) Corner Shelves

\*Other size cages with shelves available.

Shipping Weight: 902.1818.72 34 lbs.  
 902.1824.72 40 lbs.  
 902.2418.72 40 lbs.  
 902.2424.72 47 lbs.  
 902.2430.72 59 lbs.  
 902.3024.72 60 lbs.  
 902.4830.76 107 lbs.

{902.4830.13}



### Benefits:

Shelves provide exercise for felines and more usable cage space. Helps prevent cats from sitting in their litter boxes.

### Features:

- Perfect for boarding and adoption visitors, as well as your resident felines.
- Cat resting shelves are mounted and installed mid-height in our stainless steel cage.
- Corner shelves are attached to side and back cage walls, while the standard resting shelf runs the entire cage width, and is attached to both of the cage's side walls.
- Corner shelves are mounted in double door cages.
- Standard resting shelf is 9" deep and corner shelf is 22½" x 12¾" x 12¾".

{802.0006.00}



{190.9000.03}



## Stainless Steel Litter Pans

Item#: 190.9000.03 Stainless Steel Litter Pan, 12¾" w x 20¾" l x 4" h  
 190.9000.08 Stainless Steel Litter Pan, 12¾" w x 10¾" l x 2½" h  
 Shipping Weight: 190.9000.03 4 lbs.  
 190.9000.08 2 lbs.

### Benefits:

Heavy gauge stainless steel to provide easy care and clean-up.

## Shor-Shelf® Cat Perching Shelf

Item#: 802.0006.00  
 Shipping Weight: 4 lbs.

### Benefits:

The removable Shor-Shelf® allows cats to follow their natural instinct to jump and perch above the floor.

### Features:

- The shelf is 7" deep and adjusts to fit all 18", 24" and 30" wide cages.
- Unique flex-ends with special non-slip pads automatically adjust to taper of kennel—no drilling or modification of cage required.







# Animal Holding/Boarding

## Economy Water & Feed Bowls

Item#: 890.0200.01 3/8 Quart Feline Bowl with Cage Door Mounting Bracket

190.9000.09 1 Pint Stainless Steel Bowl

190.9000.05 1 Quart Stainless Steel Economy Bowl

190.9000.06 2 Quart Stainless Steel Economy Bowl

Shipping Weight: 890.0200.01 1 lb.

190.9000.09 1 lb.

190.9000.05 1 lb.

190.9000.06 1 lb.

### Features:

- Constructed of polished stainless steel and easy to clean.
- Bowls can be nested for easy storing.
- One and two quart bowls are designed for use with Shor-Line bowl mounting brackets.
- A variety of sizes let you match animal/cage size.


Complementary Products: Bowl Mounting Cage Brackets, [this page](#).



{890.0200.01}



{Economy Water & Feed Bowls}



{Bowl Mounting Brackets}

## Bowl Mounting Brackets

Item#: 802.0002.00 Bracket for 1 Quart Economy Bowl

802.0003.01 Bracket for 2 Quart Economy Bowl

Shipping Weight: 802.0002.00 1 lb.

802.0003.01 1 lb.

### Benefits:

Brackets help prevent bowls from being turned over, spilling food and water.

### Features:

- Bracket attaches bowls to Shor-Line cage doors, and other wire cage doors.
- Bracket is constructed of stainless steel and installs easily.

Complementary Products: Economy Bowls, [this page](#).

{041.0017.11}



{190.0002.00}



{190.0005.00}



## Kennel Gear™ Stainless Steel Bowls

- Item#: 041.0017.11 Kennel Gear ½ Pint Stainless Steel Bowl
- 041.0017.12 Kennel Gear 1 Pint Stainless Steel Bowl
- 041.0017.23 Kennel Gear 1 Quart Stainless Steel Bowl
- 041.0017.14 Kennel Gear 2 Quart Stainless Steel Bowl
- 041.0017.13 Kennel Gear Double 1 Pint Stainless Steel Bowl
- 190.0017.00 Kennel Gear Double 1 Quart Stainless Steel Bowl
- 041.0017.15 Kennel Gear Double 2 Quart Stainless Steel Bowl

Shipping Weight:

041.0017.11	1 lb.
041.0017.12	1 lb.
041.0017.23	1 lb.
041.0017.14	1.5 lbs.
041.0017.13	2 lbs.
190.0017.00	2 lbs.
041.0017.15	2 lbs.

### Benefit:

A clean and efficient food and water solution for all size animals.

### Features:

- Manufactured from stainless steel for durability.
- Bowls are designed to be used with the various Kennel Gear Mounting Systems

Complementary Products: Kennel Gear Mounting Systems, 95; Stainless Steel Bowl Kits from Kennel Gear, [this page](#).



## Kennel Gear™ Stainless Steel Bowl Kits

- Item#: 190.0002.00 Kennel Gear ½ Pint Stainless Steel Bowl with Door Mount
- 190.0003.00 Kennel Gear 1 Pint Stainless Steel Bowl with Door Mount
- 190.0004.00 Kennel Gear 1 Quart Stainless Steel Bowl with Door Mount
- 190.0006.00 Kennel Gear 2 Quart Stainless Steel Bowl with Door Mount
- 190.0019.00 Kennel Gear Double 1 Pint Stainless Steel Bowl with Door Mount
- 190.0005.00 Kennel Gear Double 1 Quart Stainless Steel Bowl with Door Mount
- 190.0007.00 Kennel Gear Double 2 Quart Stainless Steel Bowl with Door Mount

Shipping Weight:

190.0002.00	1.5 lbs.
190.0003.00	2 lbs.
190.0019.00	1.5 lbs.
190.0004.00	2 lbs.
190.0006.00	2 lbs.
190.0005.00	2 lbs.
190.0007.00	2.5 lbs.

### Benefit:

A clean and efficient food and water solution for all size animals. Door mount prevents bowls from being turned over, spilling food and water.

### Features:

- Kit comes with a durable Stainless Steel Bowl and a Kennel Bar Mount made from anodized aircraft grade aluminum to prevent corrosion.
- Kennel Bar Mount fits most standard kennels.
- Bowl can be easily inserted into the Kennel Bar Mount for a secure feeding solution and easily removed with the flip of a paw proof lever.
- All bowls are interchangeable with the various Kennel Gear Mounting Systems

Complementary Products: Kennel Gear Mounting Systems, 95; Stainless Steel Bowls from Kennel Gear, [this page](#).





## Kennel Gear™ Stainless Steel Pail Only

- Item#: 041.0017.25 Kennel Gear 1 Quart Stainless Steel Pail, Flat Back
- 041.0017.08 Kennel Gear 2 Quart Stainless Steel Pail, Flat Back
- 041.0017.09 Kennel Gear 4 Quart Stainless Steel Pail, Flat Back
- 041.0017.24 Kennel Gear 6 Quart Stainless Steel Pail, Flat Back

- Shipping Weight: 041.0017.25 2 lbs.  
 041.0017.08 2 lbs.  
 041.0017.09 2 lbs.  
 041.0017.24 2.5 lbs.

### Features:

- Pail is manufactured of stainless steel and the Universal Insert Block is manufactured of aircraft grade aluminum and anodized to prevent corrosion.
- Pail handle folds back and locks in place when pail is securely mounted preventing danger to animals.
- All pails are interchangeable with the various Kennel Gear Mounting Systems (see Kennel Gear Mounting Systems)
- Various sizes available.

Complementary Products: Kennel Gear Mounting Systems, **opposite page**; Stainless Steel Pail Kits from Kennel Gear, **this page**.

{041.0017.24}



{190.0023.00}



## Kennel Gear™ Stainless Steel Pail with Door Mount

- Item#: 190.0021.00 Kennel Gear 1 Quart Stainless Steel Pail, Flat Back with Door Mount
- 190.0022.00 Kennel Gear 2 Quart Stainless Steel Pail, Flat Back with Door Mount
- 190.0023.00 Kennel Gear 6 Quart Stainless Steel Pail, Flat Back with Door Mount

- Shipping Weight: 190.0021.00 2 lbs.  
 190.0022.00 2 lbs.  
 190.0023.00 3 lbs.

### Features:

- Kit comes with a durable Stainless Steel Pail and a Kennel Bar Mount made from anodized grade aircraft aluminum to prevent corrosion.
- Kennel Bar Mount fits most standard kennels.
- Kennel Bar Mount Back plate is not used for solid surface mounting.
- Two 3/4" thumbscrews are provided.
- Pail can be easily inserted into the Kennel Bar Mount for a secure feeding solution and easily removed with the flip of a paw proof lever.
- Pail handle folds back and locks in place when pail is securely mounted preventing danger to animals.
- All pails are interchangeable with the various Kennel Gear Mounting Systems (see Kennel Gear Mounting Systems)
- Various sizes available.

Complementary Products: Kennel Gear Mounting Systems, **opposite page**; Stainless Steel Pails from Kennel Gear, **this page**.



## Kennel Gear™ Mounting Systems

Item#: 041.0017.16 Kennel Gear Surface Mount Aluminum  
 041.0017.57 Kennel Gear Surgery Table Mount  
 190.0018.00 Kennel Gear Door Mount, Aluminum  
 190.0009.00 Kennel Gear Door Mount, Plastic

Shipping Weight: 041.0017.16 1 lb.  
 041.0017.57 1 lb.  
 190.0018.00 1 lb.  
 190.0009.00 1 lb.

### Features:

- A variety of mounting options available: door, surface and table.
- Kennel Gear Door Mounts fit most standard kennels.
- Two 3/4" thumbscrews are provided with door mounts.
- Table mount fits up to 3 1/2" wide tables.

Complementary Products: Plastic Bowls, [this page](#); Plastic Bowl Kits, [this page](#); Stainless Steel Bowls from Kennel Gear, 93; Stainless Steel Pails from Kennel Gear, [opposite page](#); Stainless Steel Bowl Kits from Kennel Gear, 93; Stainless Steel Pail Kits from Kennel Gear, [opposite page](#).



## Kennel Gear™ Plastic Bowls

Item#: 190.0014.00 1 Quart Plastic Bowl, Blue  
 190.0015.00 1 Quart Plastic Bowl, Red  
 190.0016.00 1 Quart Plastic Bowl, Yellow

Shipping Weight: 190.0014.00 1.5 lbs.  
 190.0015.00 1.5 lbs.  
 190.0016.00 1.5 lbs.

### Features:

- 1 Quart in size and constructed of durable polypropylene.
- Designed for use with a plastic kennel bar mount providing a secure feeding solution. Can be ordered as a kit. (see Plastic Bowl Kits below).
- 3 colors available.

Complementary Products: Kennel Gear Mounting Systems, [this page](#); Plastic Bowl Kits, [this page](#).



## Kennel Gear™ Plastic Bowl Kits

Item#: 190.0010.00 1 Quart Plastic Bowl with Plastic Kennel Bar Mount, Blue  
 190.0011.00 1 Quart Plastic Bowl with Plastic Kennel Bar Mount, Red  
 190.0012.00 1 Quart Plastic Bowl with Plastic Kennel Bar Mount, Yellow

Shipping Weight: 190.0010.00 1.5 lbs.  
 190.0011.00 1.5 lbs.  
 190.0012.00 1.5 lbs.

### Benefit:

A clean and efficient food and water solution for all size animals. Door mount prevents bowls from being turned over, spilling food and water.

### Features:

- Kit comes with a durable polypropylene Plastic Bowl, 1 Quart in size, and a plastic Kennel Bar Mount.
- Kennel bar mount system fits most standard kennels or solid surfaces. Back plate is not used for solid surface mounting.
- Bowl can be easily inserted into the Kennel Bar Mount for a secure feeding solution and easily removed with the flip of a paw proof lever.
- Available in Red, Blue or Yellow bowls.

Complementary Products: Kennel Gear Mounting Systems, [this page](#); Plastic Bowl Kits, [this page](#).





# { 🏠 } Animal Holding/Boarding

Kennel Gear Stainless Steel Pail with Door Mount, back, see page 94.



Kennel Gear Stainless Steel Pail with Door Mount, front, see page 94.



Kennel Gear Door Mount, Aluminum, see page 95



Kennel Gear Double Bowl Kit, see page 93



Kennel Gear Double Bowl, see page 93





{179.2424.00}



Half flap.



## Quite-Time Kennel Door Covers

Are you hanging old towels over your kennel doors to silence those little yappers?

Now available from Shor-Line, Quiet-Time kennel door covers. Most dogs stop their nuisance barking when you block their visibility of people and other animals. Quiet-Time kennel door covers also provide some isolation and solitude for patients during treatment or recovery.

Item#: 179.2424.00 24" w x 24" h kennel door  
179.2430.00 24" w x 30" h kennel door  
179.3030.00 30" w x 30" h kennel door  
179.3630.00 36" w x 30" h kennel door

Shipping Weight: 179.2424.00 1 lb.  
179.2430.00 1 lb.  
179.3030.00 1 lb.  
179.3630.00 1 lb.

### Features:

- Color-fast blue nylon construction is stain and snag resistant
- 3" deep pocket fits snugly over the top of door and secured with plastic snaps
- Clear vinyl window to display client/patient information
- Machine washable

Quiet-Time kennel door covers are designed to fit Shor-Line kennel doors, but will also fit some competitors kennel doors. Ask your Shor-Line representative for additional information.



# { 🏠 } Animal Holding/Boarding

{925.2430.02}



{925.2430.12}



Raised PVC coated floors and high impact polystyrene pans.



{925.4000.12}



{925.3000.02}

Two sizes available.



{925.6000.12}

Mobile Platforms Optional.

## Plastic Cages

Item#:

925.3000.02	3 Unit Assembly, Plastic Cages
925.4000.02	4 Unit Assembly, Plastic Cages
925.6000.02	6 Unit Assembly, Plastic Cages
925.2430.02	Medium Kennel, Plastic
925.4836.03	Large Kennel, Plastic
925.3000.12	3 Unit Assembly, Plastic Cages, with floors and pans
925.4000.12	4 Unit Assembly, Plastic Cages, with floors and pans
925.6000.12	6 Unit Assembly, Plastic Cages, with floors and pans
925.2430.12	Medium Kennel, Plastic Cages, with floor and pan
925.4836.13	Large Kennel, Plastic Cages, with floor and pan

Shipping Weight:

160 lbs.
148 lbs.
222 lbs.
37 lbs.
86 lbs.
163 lbs.
152 lbs.
244 lbs.
37 lbs.
85 lbs.

### Benefits:

A cost-effective alternative approach to animal cages, the plastic cages are corrosion-resistant and constructed of technologically advanced materials for durability and sanitation. More durable and serviceable than fiberglass or wood/laminate dog cages.

### Features:

- One piece, rotationally molded polyethylene eliminates stress points and adds overall uniformity and rigidity.
- Plastic material resists stains, daily exposure to disinfectants, and makes clean up a snap.
- Urine retaining lip catches spills.
- Stainless steel doors and hardware.
- Optional raised PVC coated floors and high impact, polystyrene pans available.
- Medium cage: 24¼" w x 28⅝" h x 28¾" d.
- Large cage: 48½" w x 34½" h x 28¾" d.

**Complementary Products:** See Card Holders, Record Holders and Cage Valets, page 115.

## Floors for Plastic Cage

Item#: 725.2128.01 Floor with legs for plastic cages 925.2430.02  
725.2128.00 Floor without legs for plastic cages 925.2430.12  
Shipping Weight: 725.2128.01 12 lbs.  
725.2128.00 10 lbs.


### Benefits:

Raised floors slide into cage bottom, helping to keep patients clean and dry.

### Features:

- PVC coated, black in color.

{725.2128.01}



{314.0535.01}

## Divider for Large Plastic Cage


Item#: 314.0535.01 Divider for cage 925.4836.03  
314.0535.00 Divider for cage 925.4836.13  
Shipping Weight: 314.0535.01 14 lbs.  
314.0535.00 14 lbs.

### Benefits:

Divides large cage into two medium cages.



{181.0018.00}



## Pan for Plastic Cage

Item#: 181.0018.00  
Shipping Weight: 6 lbs.

### Benefits:

Plastic cage pan makes cleanup simple and fast without disturbing the patient.

### Features:

- Ideal for patients experiencing containment problems.
- Fits below cage floor to collect fluids and waste from patients.



{825.4800.00}

## Platform for Plastic Cage

Item#: 825.4800.00 48" Platform for Plastic Cages  
825.7200.00 72" Platform for Plastic Cages  
086.5012.11 Caster with brake  
702.0004.00 Leveling Leg Adapter  
Shipping Weight: 825.4800.00 24 lbs.  
825.7200.00 31 lbs.  
086.5012.11 5 lbs.  
702.0004.00 2 lbs.

### Benefits:

Platform provides easy maneuverability which aids in cleaning and bank rearranging. Easier access to bottom level cages.

### Features:

- Platform comes in a black powder coat finish for durability.
- Choose 5" corrosion proof reinforced nylon locking casters with polyurethane wheels that will not "flat spot" or mar floors OR stainless steel leveling legs to complete your platform purchase.






# { 🏠 } Animal Holding/Boarding



Select from a broad range of standard size gates, side panels and back panels for “Raised Floor” or floor mounted “Wedge” systems. Of course, custom sizes and designs can be engineered and constructed to meet your special and unique requirements. Our sales representatives, design engineers and experienced fabricators are ready to “team-up” on your project to provide the best quality product available.



## (A) Frames

All frames are constructed of 1¼” square stainless steel tubing. All corners are mitered and hand welded.

## (B) Patented Latch

Our latch is designed to be durable, secure and quiet. Acetal bushings provide smooth operation and sound dampening qualities. Concave latch bar allows run gate to be opened with your forearm when both hands are occupied with food bowls, patient control, etc. *Shor-Line* was granted US Patent #5,097,796 for this unique latch design.

## (C) Horizontal and Vertical Rods

All rods are ¼” diameter solid stainless steel and welded at every intersection. Horizontal rods are spaced 6” apart and vertical rods are 1½” apart resulting in an incredibly safe and rugged gate.

## (D) PVC Floors

Keep patients and boarding clients clean, dry and comfortable. Sectional design for easy removal and supported by stainless steel stirrups (“Raised Floor” Run System Only).

## (E) Adjustable Legs

Front leg has adjustable leveling pad and rear leg has a 4” telescoping adjustment to assure a level and square installation (“Raised Floor” Run System Only).

## (F) Horizontal Brace

Providing additional strength, our horizontal brace is the same 1¼” stainless steel tubing as our frame. All vertical rods are inserted into the frame and through this horizontal brace.

## (G) Isolation Panel

Available in standard 4’ high or “total isolation”. Constructed of two stainless steel sheets, one exterior and one interior, welded to the frame. Sound dampening material sandwiched between these two sheets prevents the “oil canning” affect observed on single sheet designs by other manufacturers.

## (H) Assembly Hardware

All assembly hardware, screws and barrel nuts are stainless steel.

## Transfer Doors

Commonly referred to as “Guillotine Doors”, this product allows pets to pass from one run to another for cleaning or exercise. Various materials, designs and sizes are available.

## Drain Cover

Patented design addresses several issues. This heavy gauge stainless steel drain cover restricts pets from contacting waste in an open trough and restricts most toys and other pet items from going down the drain. The cover-mounting bracket can be installed on a back isolation panel or directly to a masonry wall. The interlocking design of the mounting bracket and cover allows for easy removal by your staff, but not by the pet!

See the inside front cover of this catalog for the e-mail address and phone number of your Shor-Line sales representative to receive additional information and assistance.

{Drain Cover US Patent # 4,794,879}



{Special Thanks...Dr. Jeff Grady, Grady Veterinary Hospital, Cincinnati, Ohio for this photo.}

{909.0067.00}



## Resting Bench

Item#: 909.0067.00

Shipping Weight: 14 lbs.

### Benefits:

Allows pets a comfortable bed above a cold or wet run floor.

### Features:

- Thermoformed, one-piece construction of high-density polyethylene.
- Surface has a comfortable, non-slip texture that is slightly crowned for fluid run-off.
- 40½”l x 22¼”w x 4”h.



# { Animal Holding/Boarding


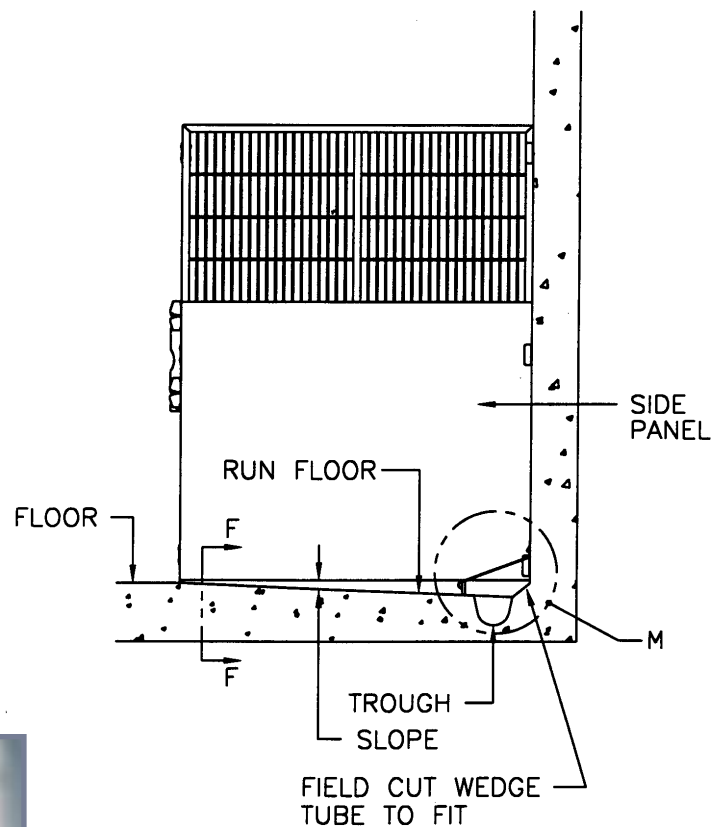


## “Wedge” Kennel Run System

The “Wedge” system is a simple and effective design concept for installing Shor-Line stainless steel run gates and panels to a new or existing room with sloped floors and a trough drain. Our wedge fits into an interlocking channel at the base of the side panel. The wedge conforms to the slope of your kennel floor, and once caulked, creates a seal that protects against cross contamination.

See the inside front cover of this catalog for the e-mail address and phone number of your Shor-Line sales representative to receive additional information and assistance.

Recommended slope for kennel floors is  $\frac{1}{4}$ ” minimum per foot. For example, a 6’ long run would have  $1\frac{1}{2}$ ” of slope from front to back.



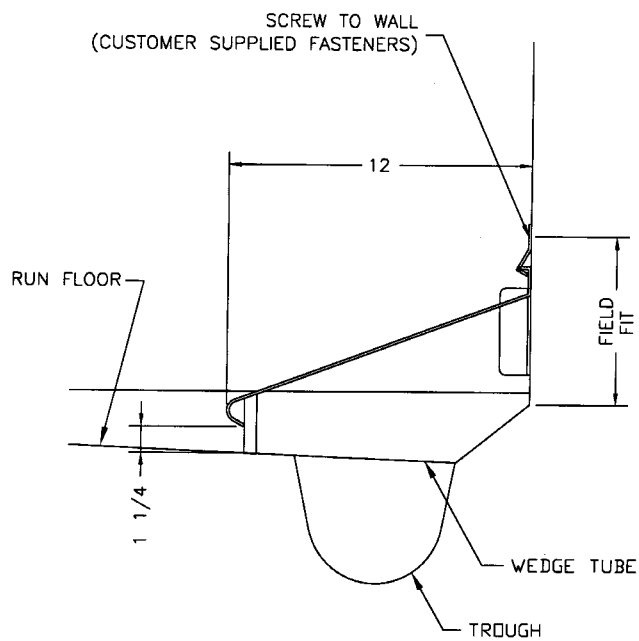
Optional stainless steel drain covers protects animals from waste in the drain trough, and restricts most toys and other pet items from going down the drain, page 101.



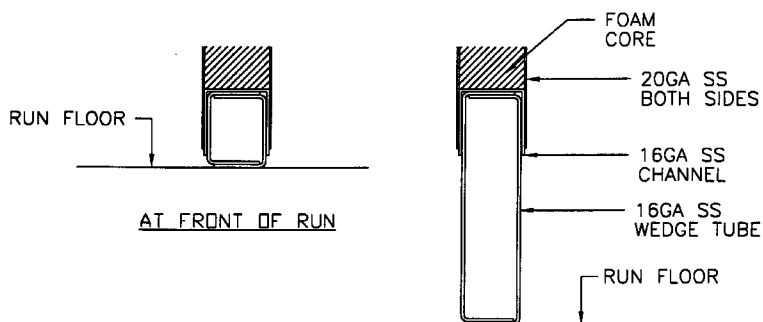
The wedge conforms to the slope of your floor.



**Drain Cover "Wedge" Cross Section**



**"Wedge" Cross Section**









## “Raised Floor” Kennel Run System

As with the “Wedge” system on the previous page, our “Raised Floor” kennel system can be adapted to a new or existing facility with sloped floors and a trough drain. The raised floor system incorporates PVC coated floors through which fluids and some solid waste pass allowing your patients/boarders to remain clean and dry. Leveling legs adjust to accommodate the floor slope so that all the runs can be squared.

Sectional design of PVC coated floors facilitates easy removal for cleaning. Floors are supported by stainless steel stirrups welded to the bottom of the side panels, page 116, for additional information on PVC floors.





{Special Thanks...Calgary Animal Referral & Emergency Centre, Calgary, Alberta, Canada for this photo.}



{Special Thanks...Dr. Jeff Grady, Grady Veterinary Hospital, Cincinnati, Ohio for this photo.}

Custom designs for block wall installations, and the increasingly popular glass gates...we've done them all!

See the inside front cover of this catalog for the e-mail address and phone number of your Shor-Line sales representative to receive additional information and assistance.

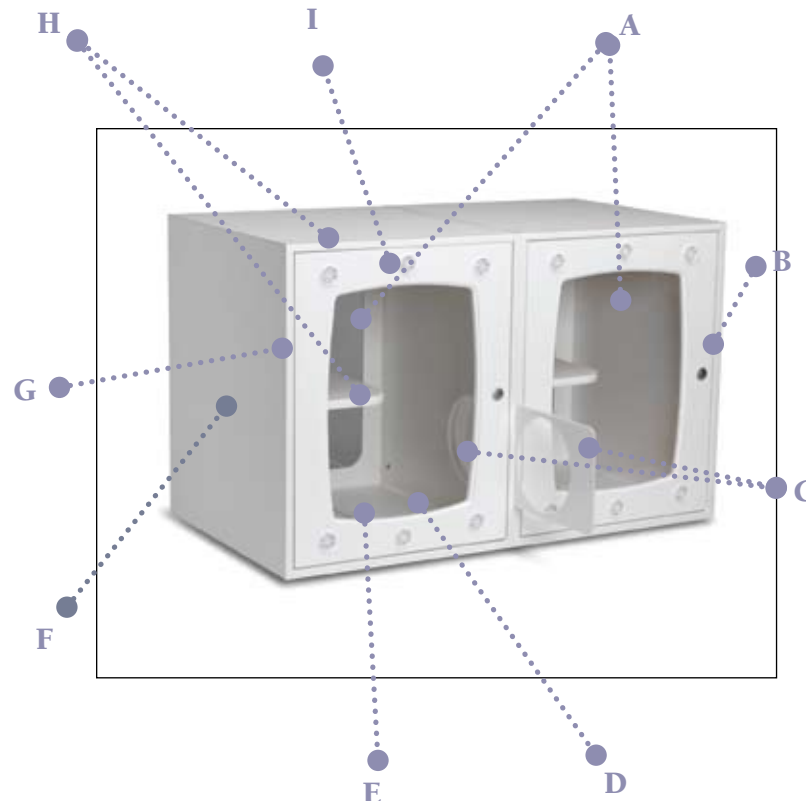


# { Animal Holding/Boarding

## Features of the Modular Shor-Line Cat Condo™.

All condos inside depth is 25 ¼" deep not including latch.

All condos outside depth is 26 ½" deep not including latch.

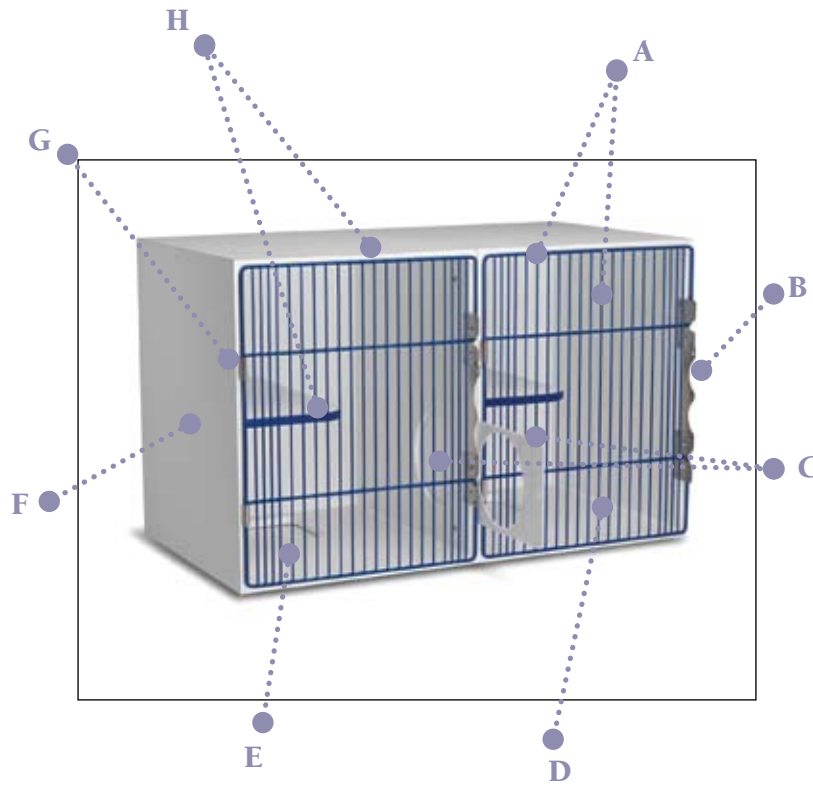


### Cat Condos with Acrylic Doors

- A. Clear acrylic doors and optional acrylic back panel provide an unobstructed view of your feline boarders.
- B. Push-in/pop-out locking door handle.
- C. Horizontal pass through allows two or more condos to be connected for your clients that may be boarding more than one cat. Acrylic hatch locks securely in the open or closed position.
- D. Special high strength polyurethane sealer and unique rabbet joint design seals all panel connections.
- E. This opening allows vertical travel between condos or can be closed with a removable polyethylene "plug".
- F. All Shor-Line Cat Condos are constructed of ¾" thick MRB (moisture resistant board) and covered with thermally fused high-pressure laminates.
- G. Heavyduty "hidden hinges" are adjustable.
- H. Chip resistant, 3mm PVC protects all door opening and resting shelf panel edges.
- I. Flow-through ventilation grids.

Standard colors for condo exteriors are white and almond. Optional colors are available at additional cost and longer lead time. All condo interiors are white. Sample colors approximate the actual color.





### Cat Condos with Stainless Steel Doors

- A. Solid stainless steel doors. Frame and horizontal rods are  $\frac{5}{16}$ " diameter and vertical rods are  $\frac{3}{16}$ " diameter. Vertical rods are welded to the frame and horizontal rods at every intersection. Spacing between vertical rods is 1" with  $\frac{1}{2}$ " security/safety spacing near the latch.
- B. Stainless steel latch with concave profile allows you and your team members to open the condo while keeping both hands on your feline patient.
- C. Horizontal pass through allows two or more condos to be connected for your clients that may be boarding more than one cat. Acrylic hatch locks securely in the open or closed position.
- D. Special high strength polyurethane sealer and unique rabbit joint design seals all panel connections.
- E. This opening allows vertical travel between condos or can be closed with a removable polyethylene "plug".
- F. All Shor-Line Cat Condos are constructed of  $\frac{3}{4}$ " thick MRB (moisture resistant board) and covered with thermally fused high-pressure laminates.
- G. Adjustable stainless steel hinges for easy removal of the door for cleaning.
- H. Chip resistant, 3mm PVC protects all door opening and resting shelf panel edges.

Standard colors for condo exteriors are white and almond. Optional colors are available at additional cost and longer lead time. All condo interiors are white. Sample colors approximate the actual color.



Powder-coated stainless steel doors are available in Burgundy, Royal Blue, Hunter Green or White with matching color on the edge of resting shelf. Sample colors approximate the actual color.



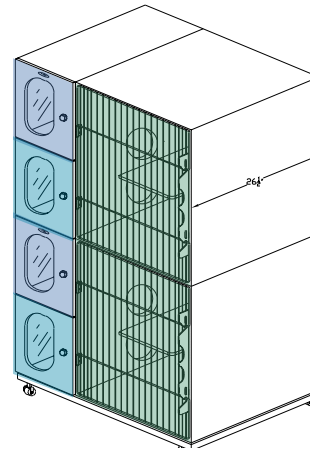




# Animal Holding/Boarding

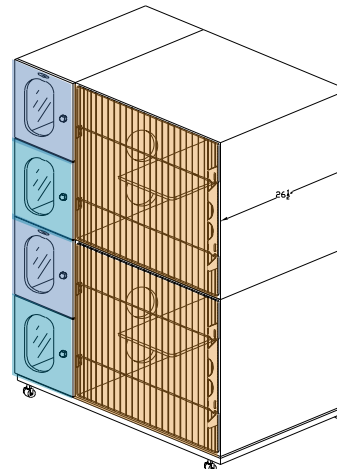
Bedroom
Litter
Storage
 Pass through

## 3' Wide, 2-Unit Suite with Private Litter & Bedroom Area



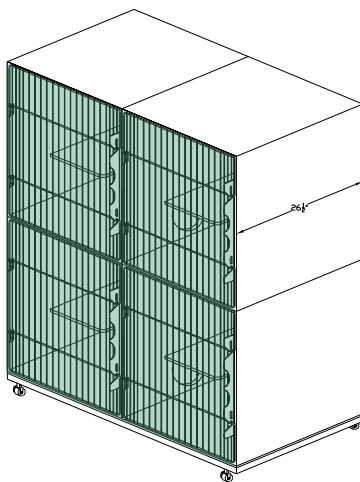
Cat Condo Suite, 3'w, 2-24x30 condos with LH Litter & Bedroom	
Item#	Shipping weight
923.0030.10	<b>386</b>
<b>With Platforms</b>	
Mobile 923.0030.11	<b>419</b>
Stationary 923.0030.12	<b>413</b>

## 3½' Wide, 2-Unit Suite with Private Litter & Bedroom Area



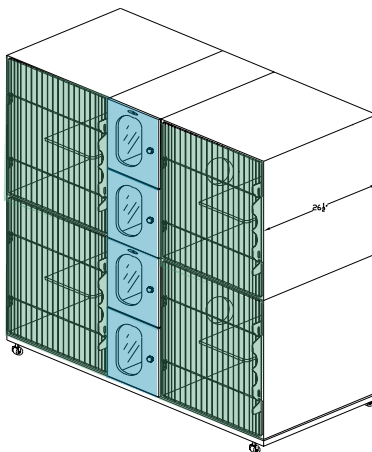
Cat Condo Suite, 3½'w, 2-30x30 condos with LH Litter & Bedroom	
Item#	Shipping weight
923.0035.10	<b>418</b>
<b>With Platforms</b>	
Mobile 923.0035.11	<b>455</b>
Stationary 923.0035.12	<b>449</b>

### 4' Wide Cat Condo



Cat Condo Assembly, 4'w, 4-24x30 condos	
Item#	Shipping weight
923.0040.10	<b>439</b>
<b>With Platforms</b>	
Mobile 923.0040.11	<b>484</b>
Stationary 923.0040.12	<b>475</b>

### 5' Wide, 4-Unit Suite with Private Litter



Cat Condo Suite, 5'w, 4-24x30 condos with Centered Litter	
Item#	Shipping weight
923.0050.10	<b>604</b>
<b>With Platforms</b>	
Mobile 923.0050.12	<b>657</b>
Stationary 923.0050.14	<b>648</b>

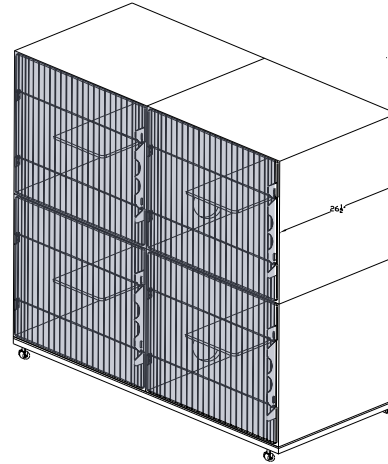




# Animal Holding/Boarding

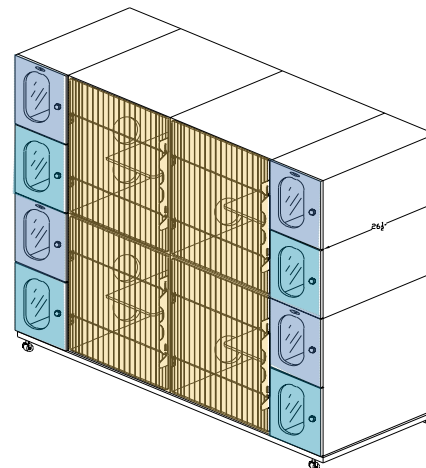
Bedroom
Litter
Storage
 Pass through

## 5' Wide Cat Condo



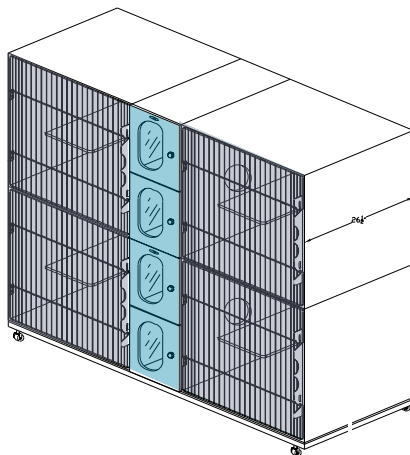
Cat Condo Assembly, 5'w, 4-30x30 condos	
Item#	Shipping weight
923.0050.11	<b>503</b>
<b>With Platforms</b>	
Mobile 923.0050.13	<b>556</b>
Stationary 923.0050.15	<b>547</b>

## 6' Wide, 4-Unit Suite with Private Litter & Bedroom Area



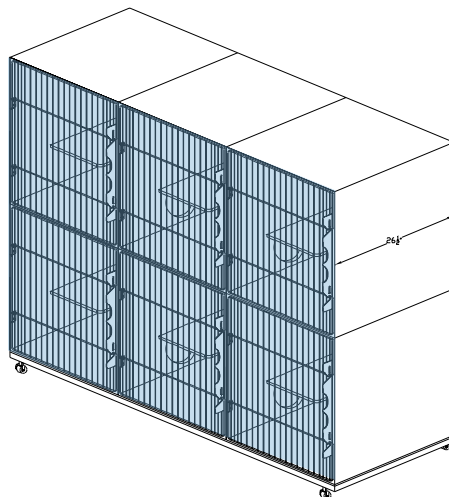
Cat Condo Suite, 6'w, 4-24x30 condos with LH & RH Litter & Bedroom	
Item#	Shipping weight
923.0060.12	<b>769</b>
<b>With Platforms</b>	
Mobile 923.0060.15	<b>835</b>
Stationary 923.0060.18	<b>823</b>

## 6' Wide, 4 Unit Suite with Private Litter Area



Cat Condo Suite, 6'w, 4-30x30 condos with Centered Litter	
Item#	Shipping weight
923.0060.11	<b>668</b>
<b>With Platforms</b>	
Mobile 923.0060.14	<b>734</b>
Stationary 923.0060.17	<b>722</b>

## 6' Wide Cat Condo



Cat Condo Assembly, 6'w, 6-24x30 condos	
Item#	Shipping weight
923.0060.10	<b>657</b>
<b>With Platforms</b>	
Mobile 923.0060.13	<b>722</b>
Stationary 923.0060.16	<b>710</b>



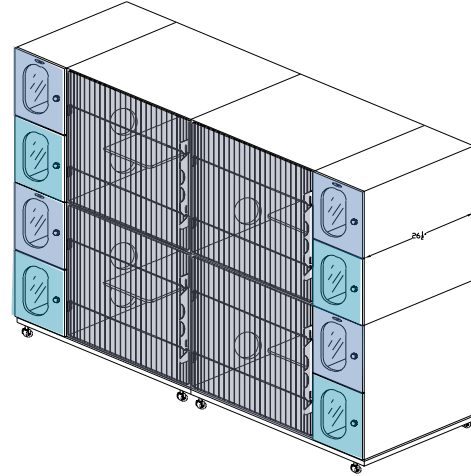




# Animal Holding/Boarding

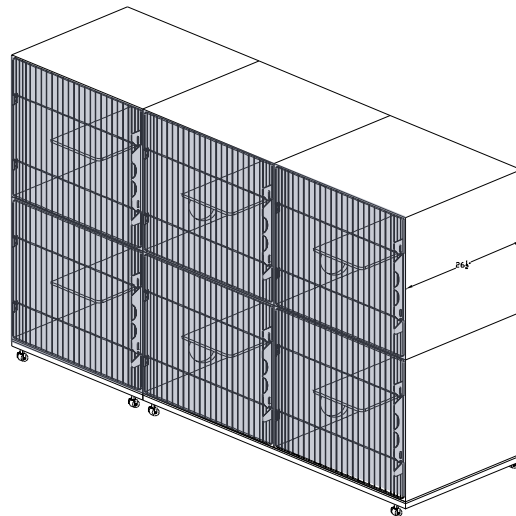
Bedroom
Litter
Storage
 Pass through

## 7' Wide, 4-Unit Suite with Private Litter & Bedroom Area



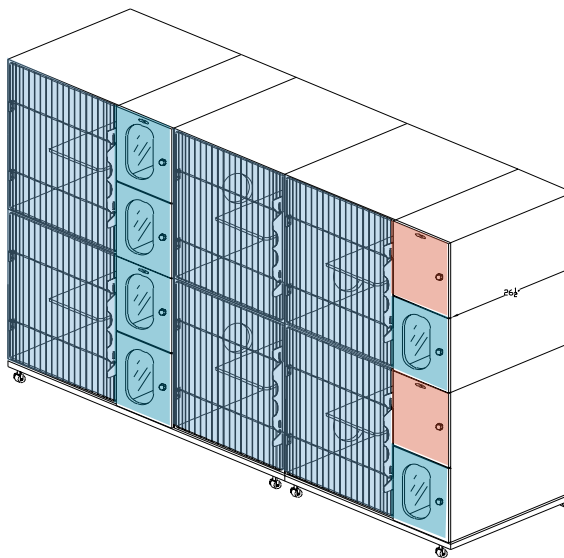
Cat Condo Suite, 7'w, 4-30x30 condos with LH & RH Litter & Bedroom	
Item#	Shipping weight
923.0070.10	<b>833</b>
<b>With Platforms</b>	
Mobile 923.0070.11	<b>907</b>
Stationary 923.0070.12	<b>895</b>

## 7½' Wide Cat Condo



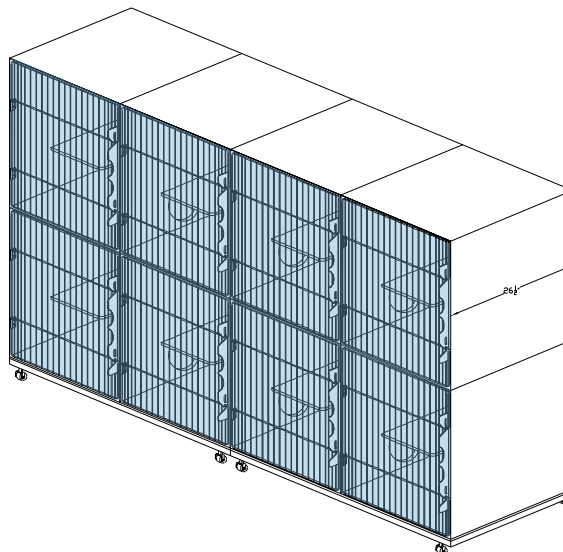
Cat Condo Assembly, 7½'w, 6-30x30 condos	
Item#	Shipping weight
923.0075.10	<b>753</b>
<b>With Platforms</b>	
Mobile 923.0075.11	<b>835</b>
Stationary 923.0075.12	<b>820</b>

## 8' Wide, 6-Unit Suite with Private Litter Area & (2) Storage Area



Cat Condo Suite, 8'w, 6-24x30 condos with Centered & RH Litter & Storage	
Item#	Shipping weight
923.0080.13	<b>987</b>
<b>With Platforms</b>	
Mobile 923.0080.14	<b>1077</b>
Stationary 923.0080.15	<b>1059</b>


## 8' Wide Cat Condo



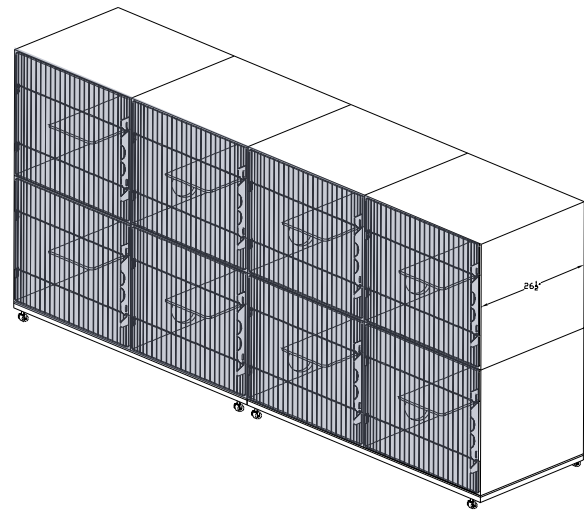
Cat Condo Assembly, 8'w, 6-24x30 condos	
Item#	Shipping weight
923.0080.10	<b>875</b>
<b>With Platforms</b>	
Mobile 923.0080.11	<b>965</b>
Stationary 923.0080.12	<b>947</b>



# { 🏠 } Animal Holding/Boarding

Bedroom
Litter
Storage
 Pass through

## 10' Wide Cat Condo



Cat Condo Assembly, 10'w, 8-30x30 condos	
Item#	Shipping weight
923.0010.10	<b>1003</b>
<b>With Platforms</b>	
Mobile 923.0010.11	<b>1109</b>
Stationary 923.0010.12	<b>1091</b>



{Special Thanks...Dr. Resell, Atascocita Animal Hospital, Humble, Tx for this photo.}

This catalog may not include the latest product information. Our website is the best source for up to date information regarding our products. Please visit our website at [www.shor-line.com](http://www.shor-line.com) or call 1.800.444.1579.

## Cage Valets

Item#: 915.0200.04 Small Cage Valet 10½”h x 5½”w x 3”d

915.0200.05 Large Cage Valet 15”h x 9”w x 3”d

Shipping Weight: 915.0200.04 1 lb.

915.0200.05 2 lbs.

### Benefits:

Holds medications, toys, collars, leads, etc. plus ID cards or forms.

### Features:

- Stainless steel tension clip secures your patient's paperwork.
- Polycarbonate material is crack and shatter resistant.

{915.0200.04}



{915.0200.05}



## Card Holders

Item#: 802.0000.01 3” x 5” Stainless Steel Card Holder

802.0000.02 5” x 8” Stainless Steel Card Holder

Shipping Weight: 802.0000.01 1 lb.

802.0000.02 1 lb.


### Benefits:

Quickly and easily identify your patients at a glance.

### Features:

- Three-side pocket holds an index card in place.
- Twist and turn method attaches holders easily to the horizontal bar of Shor-Line and most other wire cage doors.

{802.0000.01}



{802.0010.05 & 802.0010.06}



## Record Holders

Item#: 802.0010.05 5½” x 8” Record Holder, Tension Clip

802.0010.06 9” x 12” Record Holder, Tension Clip

Shipping Weight: 802.0010.05 1 lb.

802.0010.06 2 lbs.

### Benefits:

Quickly and easily identify your patients at a glance.

### Features:

- Twist and turn method attaches holders easily to the horizontal bar of Shor-Line and most other wire cage doors.
- Holders keep patient records securely attached to cage or kennel doors.





# Animal Holding/Boarding

## End & Top Panels

Item#:		Shipping Weight:
802.0018.51	End Panels for 18" high Kennel	10 lbs.
802.0024.51	End Panels for 24" high Kennel	12 lbs.
802.0030.51	End Panels for 30" high Kennel	14 lbs.
802.0036.51	End Panels for 36" high Kennel	16 lbs.
802.1800.00	Top Panel for 18" Kennel	10 lbs.
802.2400.00	Top Panel for 24" Kennel	12 lbs.
802.3000.00	Top Panel for 30" Kennel	14 lbs.
802.3600.00	Top Panel for 36" Kennel	16 lbs.
802.4800.00	Top Panel for 48" Kennel	18 lbs.
802.6000.00	Top Panel for 60" Kennel	20 lbs.
802.7200.00	Top Panel for 72" Kennel	23 lbs.

### Benefits:

Top and End Panels are the easiest way to give your individual cage or cage assemblies an attractive, one piece finished look.

### Features:

- Constructed of the same high quality stainless steel used on the cage itself.
- End and Top Panels are ordered separately and are easily attached at your facility.

{End Panels}



## PVC Coated Floors for Stainless Steel Cages

Item#:	317.0098.00	Floor for 18" w cage
	317.0098.01	Floor for 24" w cage
	317.0098.02	Floor for 30" w cage
	317.0098.03	Floor for 36" w cage
	317.0098.04	Floor for 48" w single door cage
	317.0098.05	Floors for 48" w double door cage (2 piece)
	317.0098.45	Floors for 60" w double door cage (2 piece)
	317.0098.46	Floors for 72" w double door cage (2 piece)


Shipping Weight:	317.0098.00	11 lbs.
	317.0098.01	20 lbs.
	317.0098.02	25 lbs.
	317.0098.03	28 lbs.
	317.0098.04	33 lbs.
	317.0098.05	41 lbs.
	317.0098.45	51 lbs.
	317.0098.46	57 lbs.

### Benefits:

Keeps patients dry and clean.

### Features:

- Sturdy frame and legs with 14 gauge perforated sheet steel.
- Openings are approximately 3/8" diameter after PVC coating.
- Non-toxic PVC coating is approximately 1/8" thick and seals entire floor.




{PVC Coated Grill Floors}





# { 🐾 } Pet Grooming



{Special Thanks...Mary Happy, Julie Schroeder and “Cocoa”, Groomingdales of Lees Summit, Lees Summit, Missouri for this photo.}

Bathing and **Grooming** animals demands a dedicated space and professional equipment. A potentially messy function for any facility, proper room setup and tub options can reduce staff time and increase productivity.

Think about these suggestions for bathing and grooming areas:

- Consider various sizes of holding cages for drying animals. Raised floors aid in drying and reducing animal resoiling.
- Good ventilation in this area is a necessity. The system must be able to control high humidity, maintain a comfortable, constant temperature and filter airborne hair.
- Bathing/Grooming areas are potentially dangerous areas for staff workers. Take precautions against back injury, animal bites and slippery floors. Quick and easy clean-up can help reduce accidents.



# { } Pet Grooming

## Step-Up Bathing Tub

Item#: 904.0701.30 Step-Up Bathing Tub, Right Hand Steps, Left Hand Drain

904.0701.31 Step-Up Bathing Tub, Left Hand Steps, Right Hand Drain

Shipping Weight: 904.0701.30 - 31 337 lbs.



### Benefits:



Three "comfort level" platform positions allow bathing of all size pets without bending over the tub. Large breed dogs can be walked into the tub. One of Shor-Line's "back-saving" products.

### Features:

- Slide in/slide out steps can be operated without bending down.
- Sliding restraint design allows dogs to be turned around in the tub without detaching the safety lead.
- Additional features include: Large, Cam Lock Access Door; Hair Trap Drain Insert; Three-Sided Backsplash and PVC Coated Tub Floors.
- Inside tub dimensions: 53<sup>3</sup>/<sub>4</sub>" L x 21<sup>1</sup>/<sub>4</sub>" w x 16"d.

Complementary Products: Plumbing fixtures, pages 120 & 121.

{904.0701.31}



{904.3351.30}

## Backsplash Tub

Item#: 904.3451.30 Backsplash Tub, 42" Long, 16" Deep Tub, Left And Right Backsplash, 30" High Frame, Left Hand Drain

904.3351.30 Backsplash Tub, 57" Long, 16" Deep Tub, Left And Right Backsplash, 30" High Frame, Left Hand Drain

Weight: 904.3451.30 126 lbs.

904.3351.30 162 lbs.

### Benefits:

Stainless steel sides protect walls from water, shampoos and disinfectants.

### Features:

- Tub frames come in 24", 30" or 36" heights.
- Overall height from the floor to the top of the backsplash is 60".
- Tub comes with your choice of a right or left hand drain.

Complementary Products: Plumbing fixtures, pages 120 & 121.

## Standard Combination Tub/Table with Stainless Steel Legs

Item#: 904.3001.00 Standard 60" Combination Tub/Table with Stainless Steel Legs, 16" Deep Tub

904.3101.00 Mini 46" Combination Tub/Table with Stainless Steel Legs, 16" Deep Tub

Shipping Weight: 904.3001.00 168 lbs.

904.3101.00 160 lbs.

### Benefits:


Stainless steel construction allows for easy cleaning. Useful in rooms where high humidity might affect cabinetry work.

### Features:

- Standard tub size is 24 $\frac{5}{8}$ "w x 60 $\frac{1}{2}$ "l, Mini Tub size is 24 $\frac{5}{8}$ "w x 46"l.
- Both models are supported on a stainless steel frame, constructed of 1 $\frac{1}{4}$ " square tubing.
- 2 piece, stainless steel grill included.

Complementary Products: Plumbing fixtures, page 120 & 121; PVC Tub Floors, [this page](#).

{904.3001.00}



{317.0098.54}



{990.0400.00}

## Tub Floors

Item#: 317.0098.52 2 Piece, for 60" L Tubs with Recessed Grill

317.0098.54 2 Piece, for 46" L Tubs with Recessed Grill

Shipping Weight: 317.0098.52 51 lbs.

317.0098.54 33 lbs.

### Benefits:

These tub floors provide sure footing for pets while bathing or dipping.

### Features:

- Two piece floor is coated with approximately  $\frac{1}{8}$ " thick non-toxic PVC coating, which is approved for animal use.
- Sturdy frame and 3  $\frac{3}{4}$ " legs with a heavy gauge perforated sheet steel.
- Openings are approximately  $\frac{3}{8}$ " diameter after PVC coating.

## Bi-Level Tub/Table

Item#: 990.0400.00

Shipping Weight: 180 lbs.

### Benefits:

Bi-Level surface for bathing small and large pets.

### Features:

- Manufactured with seamless weld construction from 14 gauge austenitic stainless steel.
- The tub is sturdily supported by four stainless steel tubular legs which feature fully enclosed gussets and adjustable feet.
- The sloping portion of the tub tapers from 4 $\frac{3}{4}$ " to 5 $\frac{3}{4}$ " before dropping to an 18" depth. The inner dimensions measure 21 $\frac{11}{16}$ "w x 54"l, and the outer dimensions are 24 $\frac{11}{16}$ "w x 60 $\frac{1}{2}$ "l. The height to the tub top is 36", and to the bottom of the tub is 18".
- The drain opening is designed for a 3 $\frac{1}{2}$ " diameter standard drain. All holes for the faucet and drains are pre-drilled.
- Stainless steel grill included.

Complementary Products: Plumbing fixtures, pages 120 & 121.



## Wall Mount Faucet, 8' Stainless Steel Hose with Heavyduty Spray Head

Item#: 804.0006.10

Shipping Weight: 12 lbs.

### Features:

- 12" swing-away nozzle and self-closing spray head.
- 8' flexible stainless steel hose extends allowing for easy cleaning of those hard to reach areas.
- Wall mount hanger hook holds hose and spray head when not in use.

## Wall Mount Faucet, Aluminum Spray Head, Coil Hose

Item#: 804.0011.17

Shipping Weight: 9 lbs.

### Features:

- Light-weight spray head provides less fatigue when bathing pets.
- Vinyl coil hose easily extends and retracts.

## Spill Resistant Vacuum Breaker

Item#: 804.0015.00

Shipping Weight: 2 lbs.

### Benefits:

Designed to prevent contamination of potable water due to back-siphonage. Required for any municipality governed by USC regulations for faucets with continuous pressure spray hoses.

### Features:

- In-line flow design with integral shut-off valves.
- Approved under ASSE 1056, CSA and USC FCCC and HR.

## Kennel Gear Professional Grooming Caddy

Item#: 041.0017.30

### Benefits:

The Professional Grooming Caddy is designed to extend the life of your tools, help keep you organized, and increase your productivity.

### Features:

- The Professional Grooming Caddy comes with a Universal Table Mount that fits up to 3 1/2" wide tables.
- Two large inner bays hold spray bottles or the Wahl Clipper Comb Tray, outer bays for combs, clippers, files and a specially designed graduated scissors slot.

## Atmospheric Back Flow Preventer

Item#: 804.0009.01

Shipping Weight: 1 lb.

### Features:

- 3/8" diameter IPS male inlet and female outlet.
- Double check design prevents back flow.
- 2 3/8" length from top to bottom.

{804.0006.10}



{804.0009.01}



{804.0015.00}



{804.0011.17}



{041.0017.30}



## Deck Mount Faucets

Item#: 804.0006.25 Faucet, Economy Deck Mount, 7' Heavyduty Vinyl Hose and Aluminum Spray Head

804.0006.02 Faucet, Economy Deck Mount, 7' Stainless Steel Hose and Stainless Steel Spray Head

Shipping Weight: 804.0006.25 8 lbs.

804.0006.02 10 lbs.

### Benefits:

Light-weight sprayhead provides less fatigue when bathing pets. Stainless steel spray head and hose for extra heavy duty use. (Model 804.0006.02.)

### Features:

- Wide-radius gooseneck nozzle with aerator and automatic diverter directs water stream where it's needed the most.
- Large 4" long faucet handles allow activation with wrist or forearm.
- Light-weight spray head and vinyl hose provides less fatigue when bathing pets. (Model 804.0006.25.)



{804.0006.25}



{804.0008.00}

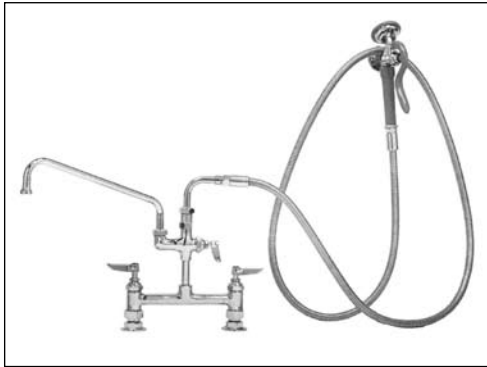
## Sink Drain Kit

Item#: 804.0008.00 3½" Sink Drain Kit with Strainer Basket

Shipping Weight: 1 lb.

### Features:

- Recessed sink drain kit for tub tables.
- Comes with strainer basket.



{804.0006.00}



{804.0006.02}

## Deck Mount Faucet, 8' Stainless Steel Hose with Heavyduty Spray Head

Item#: 804.0006.00

Shipping Weight: 12 lbs.

### Features:

- 12" swing-away nozzle and self-closing spray head.
- 8' flexible stainless steel hose extends the length of the tub allowing for easy cleaning of those hard to reach areas.
- Unit easily attaches to many existing Shor-Line tub/tables.
- Wall mount hanger hook holds hose and spray head when not in use.



{803.0207.00}

## Stat-Mats™ Anti-Fatigue Mat

Item#: 803.0206.00 19"w x 38"l x 2"

803.0207.00 28"w x 38"l x 2"

Shipping Weight: 803.0206.00 1 lb.

803.0207.00 1 lb.

### Benefit:

Minimize leg and back discomfort common among groomers.

### Features:

- Constructed of dual-density, closed-cell foam and a proprietary polyurethane coating. Provides a durable, long lasting, supple surface that does not break down and is moisture/abrasion resistant.
- Gives your muscles a break by allowing them to contract as they adjust to the flexibility of the mat, promoting circulation.
- Cost-efficient and beneficial solution for preventing lower back and lower extremity soreness.
- Mats are 2" thick.
- Seamless coating means no bacteria build-up and easy cleaning.
- Waterproof and stain resistant surface.

Complementary Products: 903.3220.00 Grooming Table, Electric, page 122;  
903.3220.01 Grooming Table, Hydraulic, page 122





# { } Pet Grooming


Clamping knob for vertical adjustment.



NOTE: All Shor-Line Lifting Tables are designed for ANIMAL USE only.



Pull-down knob for pivoting adjustment.



Proprietary polyurethane coated table top with foam pad.



Hydraulic or Electric powered Lift Grooming Table.

{903.3220.00}



Pivoting arm.

## Grooming Table

Item#: 903.3220.00 Electric Lift Grooming Table  
 903.3220.01 Hydraulic Lift Grooming Table  
 Shipping Weight: 903.3220.00 - .01 187 lbs.



### Benefits:

The 4 different adjustments designed into our grooming table allows you to work efficiently and comfortably.

### Features:

- Pivoting grooming arm travels 180° around the end of the table. The arm locks into five positions horizontally, any position between 22" and 39" vertically and the loop hook has six position choices.
- Proprietary polyurethane coated table top with closed-cell foam pad, provides a secure and comfortable surface for the pet. Plus, it's very durable and easy to clean.
- Smooth and quiet lifting system can be operated from both sides of the table.
- Other features include: leveling legs; powder coated heavy gauge steel construction; actuator lifts up to 250 lbs. from 20" to 41" high and *super-sized* 40"l x 26"w table top.
- **The only UL/CSA listed grooming table.**

Complementary Products: Anti-Fatigue Mats, [opposite page](#).

## Surgeon's Chair

Item#: 918.0004.33

Shipping Weight: 23 lbs.

### Benefits:

Comfortable economy seat for surgery

### Features:

- Pneumatic seat adjusts from 18½" to 26½"
- Padded upright swivels from backrest to forearm support.
- Adjustable footring.
- Black only.

{918.0004.33}



## Economy Stool, Threaded Stem

Item#: 918.0004.08

Shipping Weight: 21 lbs.

### Benefits:

Comfortable economy seating.

### Features:

- Manually rotate seat to adjust height from 18½" to 24½".
- Seat available in White only.

{918.0004.08}



{918.0004.34}



{179.2424.00}



{918.0004.11 Putty}

## Quite-Time Kennel Door Covers

Item#: 179.2424.00 24"w x 24"h kennel door  
 179.2430.00 24"w x 30"h kennel door  
 179.3030.00 30"w x 30"h kennel door  
 179.3630.00 36"w x 30"h kennel door

Shipping Weight: 179.2424.00 1 lb.  
 179.2430.00 1 lb.  
 179.3030.00 1 lb.  
 179.3630.00 1 lb.

### Benefits:

Better than towels to cover cage doors to stop those little "yappers".

### Features:

- Color-fast blue nylon construction is stain and snag resistant
- 3" deep pocket fits snugly over the top of door and secured with plastic snaps
- Clear vinyl window to display client/patient information
- Machine washable

Quiet-Time kennel door covers are designed to fit Shor-Line kennel doors, but will also fit some competitors kennel doors. Ask your Shor-Line representative for additional information.



## Anti-Fatigue Mat

Item#: 803.0100.07 Anti-Fatigue Mat, 36" x 24"

803.0100.05 Anti-Fatigue Mat, 48" x 24"

803.0100.06 Anti-Fatigue Mat, 48" x 36"

Shipping Weight: 803.0100.07 5 lbs.

803.0100.05 6 lbs.

803.0100.06 7 lbs.

### Benefits:

Prevent leg and back discomfort while standing during long strenuous hours of grooming.

### Features:

- Dual-density, closed-cell foam distributes your weight without feeling "unstable".
- Our mats are ½" thick with tapered and rolled edge.
- Embossed pebble surface, black color. Can be easily cleaned with soap and water.



{803.0100.06}

## Economy Lab Stool

Item#: 918.0004.34

Shipping Weight: 13 lbs.

### Benefits:

Comfortable seating for lab or exam room.

### Features:

- Pneumatic seat adjusts from 19½" to 27½".
- Black only.

## Grooming Chair

### Standard Height for 29" high workspace

(seat adjusts 16"-21" high)

Item#: 918.0004.09 Adobe White

918.0004.10 Black

918.0004.11 Putty

918.0004.12 Royal Blue

### Intermediate Height for 36" high workspace

(seat adjusts 21"-28" high)

Item#: 918.0004.29 Adobe White

918.0004.30 Black

918.0004.31 Putty

918.0004.32 Royal Blue

Shipping Weight: 918.0004.09 - 12 26 lbs.

918.0004.29 - 32 28 lbs.

### Benefits:

Adjustable, comfortable, economical.

### Features:

- 15" diameter seat, 2½" thick.
- Comfort fixed foot ring.
- Wear resistant #2 grade vinyl with Beautyguard® protective finish.
- Dual wheel casters designed for hard surface floors.



# { } Pet Grooming


Rounded corners throughout prevent bacterial buildup making a healthier environment for animals and staff. Urine retaining lip prevents leakage.



US Patent #6,058,886

Wide doors mean easier animal entrance and exit.

{926.4836.01}



Safety grill keeps paws out of fan blades.



{926.3000.03}

Includes a divider which slides out quickly and easily, instantly doubling cage capacity.



Convenient controls offer multiple fan speeds.

## Dryer Cages

- Item#: 926.4836.01 48" x 36" Dryer Cage  
 926.2000.02 (2) 48" x 36" Dryer Cages stacked  
 926.3000.03 3 Unit Dryer Cage  
 Shipping Weight: 926.4836.01 129 lbs.  
 926.2000.02 258 lbs.  
 926.3000.03 205 lbs.

### Benefits:

Patented heat-free drying method eliminates burns and dehydration while providing a speedy drying time.

### Features:

- Designed with two high volume fans placed on opposite ends of the assembly. These fans act to create turbulence, which lifts and dries the pet's coat while removing the loose undercoat.
- Fan guards at both ends protect paws from fan blades, and multi-speed settings let you determine how fast the airflow dries patients.
- All fans are UL listed and feature OSHA compliant guards.
- A supplied removable cage divider gives you the option of drying two smaller animals at one time.
- Removable PVC coated floors included.
- Animal space is 25½" h x 44¼" w x 28" d.
- Can also be equipped with stacking plastic cages for holding areas—leaving you free to dry the next animal.
- Unit includes a mobile double large dryer cage on the bottom with another double large dryer cage on the top.
- Each cage compartment is a one-piece mold of high-density polyethylene with a 3/16" thick wall.
- Locking caster base provides instant portability.
- Maximum total air volume and velocity is 28,000 CFM @ 1,400 FPM.
- Requires 120V AC, 1.7 AMPS per fan.







Our *Miscellaneous* section features products and supplies that make both routine and extraordinary tasks easy and less stressful. The photo above also serves as a reminder that the end result of your hard work helps to create that special joy and bond only a pet owner and a healthy animal can share.

Here are some simple ways to nurture a caring attitude with pet owners:

- Mail reminder cards for vaccines, heartworm, even pet birthday cards! All of these things show your concern, are inexpensive and help owners remember the special care you provide.
- Sponsor a clinic or other pet-related activity in the community.
- Make sure a follow-up call is made to a patient's owner after major surgery or other procedure, just to see how recovery is going. It will be appreciated.







# Miscellaneous

## Animal Stretcher

Item#: 918.0003.04

Shipping Weight: 7 lbs.

### Benefits:

The secure, professional transport aid for injured or sedated patients

### Features:

- Heavyduty, 30mil woven vinyl material is easy to clean.
- Rigid, 1" diameter tube frame.
- Two-2" wide adjustable Velcro®, restraint straps.
- 48"l x 21"w.

## Fetch Pole

Item#: 918.0002.03 Fetch Pole, 3' long

918.0002.04 Fetch Pole, 4' long

918.0002.05 Fetch Pole, 5' long

Shipping Weight: 918.0002.03 3lbs.

918.0002.04 4lbs.

918.0002.05 5lbs.

### Benefits:

Safe handler control for your patients with an "attitude" problem.

### Features:

- Soft plastic tubing surrounds the noose cable and the end of the pole for animal's safety.
- Two non-slip grips provide secure control for the animal handler.
- Spring loaded noose release knob at handler's end instantly widens the noose to free the pet.



{918.0003.04}



{918.0002.03}



## Animal Handling Gloves, 8" Gauntlet

Item#: 918.0001.01 Animal Handling Gloves, 8" Gauntlet, Large

918.0001.02 Animal Handling Gloves, 8" Gauntlet, Small

Shipping Weight: 918.0001.01 2 lbs.

918.0001.02 2 lbs.



{918.0001.01}

### Benefits:

Bite resistant leather with additional padding. Extra protection for your associates when handling frightened pets.

### Features:

- Even with added padding, these gloves maintain flexibility for secure control of the pet.

## Animal Handling Gloves, 19" Gauntlet

Item#: 918.0001.03 Animal Handling Gloves, 19" Gauntlet, Large

918.0001.04 Animal Handling Gloves, 19" Gauntlet, Small

Shipping Weight: 918.0001.03 6 lbs.

918.0001.04 6 lbs.



{918.0001.03}

### Benefits:

Protection all the way to your shoulder. These gloves are especially good for handling fractious cats.

### Features:

- 19" long gauntlet with a split leather shell and 4mm foam with jersey lining.
- Elk hide glove has double thickness of leather on index finger and back of thumb for added protection.
- Overall length is 27".



{804.0013.02}

## Hose Reel System, 35'L, Open Reel

Item#: 804.0013.02

Shipping Weight: 36 lbs.

### Benefits:

Heavyduty assembly designed for daily use. Hose retracts when not in use.

### Features:

- Heat-resistant spray handle.
- Multi-fit bracket for wall or ceiling mount.
- 35' long, 3/8" ID heavyduty hose.
- Open reel with epoxy coated steel finish.
- Adjustable hose bumper.





# Shor-Line Service

## Billing Terms\*

Contact our Credit Department toll-free for questions: 1.888.551.4062.

### Standard Terms

Payment in full is due within 30 days from the date of invoice. Refer to #3 under Terms and Conditions.

### Payment Options

Shor-Line offers several payment options. Whether you pay in installments or finance with a lease company, we have flexible options for everyone. Here are a few of the most popular:

#### Credit Cards are Welcome

We accept Visa, MasterCard, Discover and American Express.

#### 2% Cash Discount

Prepay with a check for a 2% cash discount off of equipment. Discount does not include tax and shipping charges.

### Down Payment

A 25% down payment is required with the balance due net 30 days. The down payment is calculated on the total cost of equipment, shipping and tax.

#### 3-3-3 Plan

Pay in three monthly installments with **no interest** charges. Total cost of equipment, tax and shipping is divided into three equal payments with  $\frac{1}{3}$  of the total being the first payment/deposit due at time of order. The second  $\frac{1}{3}$  and last  $\frac{1}{3}$  are due net 30 and net 60, respectively, after receipt of equipment.

### Leasing

We offer lease options through major lease companies. Call for details.

### TAX

Sales and use taxes may be collected for some government agencies. But, Shor-Line shall not be liable for any such taxes, which shall be the customer's sole responsibility. Refer to #5 under Terms and Conditions.

### SHIPPING & HANDLING\*

Freight rates are calculated at the time the order is taken. Freight is charged on all orders unless otherwise stated. \*Payment options, freight and tax are based on shipments within the U.S. Shipments outside the U.S. will be quoted at the time of the order.

## Terms and Conditions

Shor-Line's Terms and Conditions governed are incorporated into every order. The following summary of certain of such Terms and Conditions is qualified in its entirety by reference to the full text thereof.

### 1) Order & Acceptance

By submitting an order, Buyer shall have agreed to purchase the goods subject to all Shor-Line's TERMS AND CONDITIONS. Buyer's order is subject to and effective only upon acceptance and approval at Shor-Line's offices in Kansas City, KS as evidence by Shor-Line's issuance of an Order Acknowledgement or Invoice. The resulting contract shall be deemed made in Kansas and shall in all respects, be governed and interpreted according to the laws of the State of Kansas. Buyer also consents to the jurisdiction of Kansas courts over any dispute involving the order.

### 2) Entire Agreement

This order as accepted and approved by Shor-Line constitutes the entire final agreement between the parties. Except as otherwise provided in writing by Shor-Line, the terms constitute the sole TERMS AND CONDITIONS which may not be supplemented, modified, superseded or otherwise altered except as authorized in writing by Shor-Line. Any different, conflicting or additional terms in Buyer's purchase order or any other document of Buyer are rejected and Shor-Line's TERMS AND CONDITIONS shall prevail.

### 3) Terms of Payment

Unless otherwise expressly specified by Shor-Line in writing, payment shall be due 30 days from the date of invoice, payable in U.S. Funds. Shor-Line reserves the right to negotiate terms or orders of any unique or special nature and may require full or partial payment in advance in its sole discretion. Acceptance of all orders and the payment terms for such orders are subject to approval by Shor-Line's Credit Department. Shor-Line may decline to make any shipment or perform any work except upon terms satisfactory to said department. A charge of  $1\frac{1}{2}\%$  per month (or the highest monthly interest rate that may be imposed under applicable law) will be imposed on overdue accounts. Buyer will be liable for all expenses (including reasonable attorney's fees) incurred in collecting any overdue accounts.

### 4) Prices & Quotes

Prices on products specified herein are F.O.B. Shor-Line's factory unless otherwise specified in writing and are exclusive of any city, state, local or federal tax. Prices are subject to adjustment without notice and Shor-Line reserves the right to correct errors in prices or specifications. Any quotation (whether written or oral) is not an offer to contract or acceptance of an order. Similarly, neither a price list nor a catalog constitutes an offer to sell or contract, but are provided solely for customer's convenience.

### 5) Taxes

Any sales, use, or other taxes or duties which Shor-Line may be required to pay or collect (under any existing or future law) in connection with the sale, purchase, delivery, storage, processing, consumption or use of the products purchased herewith shall be for the account of Buyer and Buyer shall promptly reimburse Shor-Line therefor.



## 6) Deliveries

Delivery dates are estimates only. Buyer assumes all freight, handling and installation costs and the risk of loss or delay in transit. Shor-Line will assist Buyer with transit arrangements, but Shor-Line shall be free of any liability in connection therewith. Title to all materials and products sold by Shor-Line shall pass to Buyer upon delivery to the carrier. Risk of loss, injury, or destruction of the products shall be borne by the Buyer and any such loss, injury or destruction shall not release Buyer from payment of the purchase price.

## Delivery of Product

Contact our Traffic Department toll-free at 800.444.1579 for questions.

### We use the following methods of freight for small shipments:

- Express Saver (Ground, 3–6 day service)
- Standard Overnight
- 2 Day
- Collect (payment is collected at the time the order is delivered)
- Pick-Up (customer may pick up their shipment at our warehouse in Kansas City, KS and save on all freight charges).

**Equipment over 70 lbs. will be shipped by common carrier or vanline service (4–6 day service). Call one of our sales representatives at 800.444.1579 for a freight quote.**

Alaska/Hawaii/Canadian and International shipments require special freight quotes.

### Delivery Terms\*

Delivery options are listed below and should be discussed at the time the order is taken.

Some of our equipment is heavy and/or bulky and can't be delivered utilizing normal delivery procedures. Therefore, Customers have the option of requesting "special delivery" instructions. There may be some confusion regarding special delivery services, the terms used, what services are actually provided and the associated fees. Therefore, we feel it is best to explain the delivery terms and the types of services.

All orders for COJACK Tables, Electric Lift Tables, Surgery Tables, Tub/Treatment Tables, Exam Cabinet Tables, 60" x 36" and 72" x 36" Double-Door Kennels, Cat Condos, Run Systems and all Mobile Transport Kennels will automatically be shipped with **"Inside Delivery—Call for Assistance" Instructions**. We recommend you consider using **"Inside Delivery—Assistance Provided"** as these items are extremely heavy. (Universities and government agencies are excluded unless expressly specified).

The following terms explain optional services available through commercial freight lines. There will be extra charge for the services noted below under items 2, 4, and 5 which will be added to your invoice.

### 1) Call Before Shipping

A Shor-Line representative will call Customer before shipping the product from the factory to ensure the Customer is ready to receive the equipment. This is primarily used for new clinics that will be opening or customers with irregular working hours.



### 2) Call Before Delivery for Assistance

Trucking company will call Customer before delivery so that Customer can make arrangements to have adequate personnel to lift item off the truck and carry within the clinic. But the **driver is not required to assist** in unloading item off the truck. The driver is only responsible for getting the product to the rear of the truck. (Adequate "Call for Assistance" personnel must be at least three people that are able to lift heavy equipment.)

### 3) Inside Delivery—Call for Assistance

Trucking company will call before delivery so that Customer can make arrangements to have adequate personnel to **assist the driver** in taking the equipment off the truck and carrying it into the clinic. (Adequate "Inside Delivery" personnel must be at least three people that are able to lift heavy equipment.)

### 4) Liftgate Service

For items that are too heavy and cumbersome to safely lift off the back of the truck.

### 5) Manpower

Manpower to unload equipment can be provided to unload on vanline orders.

All optional services **must be requested at time equipment is ordered** and will be reflected on the Customer Order. Optional services requested by the Customer will be billed with the order by Shor-Line. Bills-of-lading will carry the following statement: Any Additional Charges Will Be Paid By the Customer.

**Please be aware that these delivery services are optional and must be requested at the time the order is placed.**

**Note: Keep in mind that if the truckline is unable to make delivery and there are no special delivery instructions, the redelivery charge will be billed to the customer.**







# Shor-Line Service

Call our Customer Service Department (800.444.1579) for the fees associated with these services. \*These product delivery terms are for U.S. and Canada. For other countries, contact your Shor-Line distributor for local delivery terms.

## Damages/Returns/Repairs

Contact our Technical Services Department toll-free at 1.888.551.4060.

### How To File A Freight Claim

1) Inspect **ALL** packages upon arrival. If containers show evidence of damage when delivered the packages should be opened immediately before the driver leaves. The shipment should be inventoried and inspected jointly by the Customer and the driver. The driver will then make proper notation on the delivery receipt.

Customer must inspect all materials for shortages, damages, conformity with order and defects before signing any documentation requested by the carrier. Customer must immediately complete such inspection and shall not accept delivery of goods that are damaged or not in accordance with the bill of lading or packing slip without proper notification to the carrier and Shor-Line. If goods are damaged, defective, shorted or appear not to conform to the order, Customer shall discontinue their use and immediately notify the carrier and Shor-Line of such condition and afford a reasonable opportunity to inspect the same.

Customer shall make, or provide Shor-Line in writing with all information necessary to make, a claim against such carrier for any shortage, damage, or discrepancy of the shipment within fifteen (15) days after receipt of the goods. Claims or written information thereon not so presented within fifteen (15) days after receipt of the goods will not be allowed. No returned products will be accepted, credited or replaced, unless arrangements for their return have been made in compliance with Shor-Line's Return Policy.

If containers do not show evidence of damage, there may be "concealed damage". Customer must report any concealed damage within 15 days after receipt of the shipment. Such report is to be made directly to Shor-Line's Traffic Department who will file a claim with the carrier. **All packaging and contents must be held for this inspection.**

2) Customer must check goods, contents against packing slip, weight against bill of lading, containers, etc.

3) Customer fills out "Inspection Report of Loss or Damage Discovered After Delivery" (a standard form).

4) Customer and consignee both sign this form. A copy is left with the consignee and should be forwarded to Shor-Line's traffic department to file a claim.

5) Call Shor-Line's Traffic Department to file a claim (800.444.1579). We will go to work right away and arrange for pick-up, return shipment, and replacement of the product.

### Return Policy & Repairs

All products being returned for any reason or delivered for repair service (whether or not pursuant to our Limited Warranty) must receive advance authorization from Shor-Line. Customer must contact Shor-Line's Technical Service Department at 1-888-551-4064 to receive a Return Authorization Number. All products returned, except for warranty service or pursuant to the Product Satisfaction policy, are subject to a minimum 15% restocking charge. **Customer will be responsible for all freight charges on returns.**

### Return Product Authorization

To assure efficient handling on damaged or defective equipment, or repairs, please contact our Technical Service Department for Return Product Authorization (1.888.551.4064). Failure to obtain Return Product Authorization will only delay the processing of your matter and may result in the denial of any repair, replacement or credit.

### Repairs

Repairs are handled by the Technical Service Department 1.888.551.4060. It is mandatory you contact them prior to sending in your product for repair.

## Customer Satisfaction

In the event Customer is not fully satisfied with the quality or workmanship of a product, Shor-Line in its sole discretion may arrange either to credit Customer's account (excluding shipping and handling costs) or replace the product. However, Customer must notify Shor-Line in writing of its dissatisfaction within fifteen (15) days of receipt of the product from Shor-Line.

Customer also must return the rejected product to Shor-Line freight paid within thirty (30) days of its receipt in compliance with Shor-Line's Return Policy stated **above**. Shor-Line's obligation is limited to providing the applicable credit or product replacement, which will be processed only after receipt of the returned product. **In addition, this Product Satisfaction Policy does not apply to specially designed, discontinued, used, factory second or repaired products.**

### LIMITED WARRANTY

Shor-Line warrants to the initial purchaser only of products manufactured by it that such products are free from defects in materials or labor for varying periods depending on the particular product and subject to the limitations and conditions set forth herein. Shor-Line's stainless steel products are warranted to be free from such defects for their normal useful life. Shor-Line's mechanical and electrical products, parts, devices and components (including such parts, devices and components of stainless steel products), and other non-stainless steel products are warranted to be free from such defects for one year. Shor-Line disclaims any express or implied warranty for products not manufactured





by Shor-Line and the only warranty available therefor to Customer is that offered by the products' manufacturers.

The warranty period shall run from the date of delivery to Customer. If within the applicable warranty period a product proves to be defective as described herein, Shor-Line will repair or replace the product, at Shor-Line's sole discretion, conditional upon Customer's written notice of the defect within fifteen (15) days after its discovery and compliance with applicable return procedures. Upon receipt of Customer's notice including substantiation of Customer's status as the initial purchaser and details of the defect, Shor-Line shall advise Customer whether it plans to repair or replace the product. Shor-Line's obligation is solely limited to repair or replacement of a defective product and in no event shall Shor-Line be liable for transportation from or to Shor-Line's offices or any other expense which may arise in connection with this Limited Warranty or the aforementioned Product Satisfaction Policy.

SHOR-LINE MAKES NO OTHER WARRANTY OR GUARANTEE OF ANY KIND WHATSOEVER, WHETHER EXPRESSED OR IMPLIED, STATUTORY OR OTHERWISE INCLUDING, BUT NOT LIMITED TO IMPLIED WARRANTIES OF FITNESS AND OR MERCHANTABILITY. THE ABOVE LIMITED WARRANTY CONSTITUTES OUR ONLY WARRANTY AND NO PERSON OR ENTITY IS AUTHORIZED, ON BEHALF OF SHOR-LINE, TO MODIFY OR EXPAND UPON THE PROVISIONS EXPRESSED IN THE LIMITED WARRANTY STATEMENT. SHOR-LINE'S LIABILITY UNDER THIS LIMITED WARRANTY SHALL BE LIMITED AS PROVIDED FOR ABOVE AND THE FOREGOING SHALL BE THE CUSTOMERS SOLE REMEDY AND RECOURSE UNDER THIS CONTRACT. There are no warranties, which extend beyond the description on the face hereof and goods are sold as is. Shor-Line's Limited Warranty is only available to the initial purchaser of its products.

Customer agrees to comply with all instructions and specifications furnished by Shor-Line relating to installation, care and application of products sold. Customer agrees that it will not modify, misapply, or misuse such products in any manner including one that would deviate from the products' intended use. Any repairs, alterations or service provided by parties other than Shor-Line, or its authorized representative may void this Limited Warranty. This Limited Warranty shall not apply to normal wear and tear, damage caused by accident, negligence, improper operation, or the use of corrosive material (including without limitation bleach-sodium hypochlorite) on stainless steel surfaces. SHOR-LINE'S LIMITED WARRANTY MADE IN CONNECTION WITH THIS SALE SHALL NOT BE EFFECTIVE AND SHALL BE VOID UNLESS SUCH GOODS ARE APPLIED AND USED IN ACCORDANCE WITH SHOR-LINE'S INSTRUCTIONS.

**Limitation of Liability**

UNDER NO CIRCUMSTANCES SHALL SHOR-LINE BE LIABLE TO BUYER OR ANY OTHER PERSON FOR ANY SPECIAL, LIQUIDATED, INCIDENTAL OR CONSEQUENTIAL DAMAGES, INCLUDING, WITHOUT LIMITATION, DAMAGES BASED UPON LOST GOODWILL, LOST SALES OR PROFITS, WORK STOPPAGE, DELAY, PRODUCT FAILURE, IMPAIRMENT OF GOODS OR OTHERWISE AND WHETHER ARISING OUT OF BREACH OF WARRANTY, BREACH OF CONTRACT, NEGLIGENCE OR OTHERWISE, and in any case, Shor-Line's liability for any and all losses and damages sustained by Buyer and others, rising out of or by reason of this contract, shall not exceed the original purchase price of the products upon which liability is founded.

IN NO EVENT SHALL ANY ACTION BE COMMENCED AGAINST SHOR-LINE MORE THAN ONE YEAR AFTER THE CAUSE OF ACTION WITH RESPECT TO WHICH THE CLAIM IS MADE HAS ACCURED. SHOR-LINE SHALL NOT BE RESPONSIBLE FOR EXPENSES FOR REPAIRS NOT MADE BY SHOR-LINE WITHOUT THE PRIOR WRITTEN CONSENT OF SHOR-LINE.

PRODUCT SPECIFICATIONS ARE SUBJECT TO CHANGE WITHOUT ANY NOTICE OR OBLIGATION ON THE PART OF SHOR-LINE.



# { } Index

## A

### Anesthesia

Anti-Spill Adapter	66
Complete F/AIR Kit	65
Dual "E" Tank Manifold	65
Mobile Anesthesia Unit	64
Non-Rebreathing System	66
Small Animal Masks	66
Storage Organizer for Mobile Anesthesia Unit	65
Wall Mount Anesthesia Unit	64
Unilimb Rebreathing Circuit	66

Animal Handling Gloves	127
Animal Stretcher	126

### Autoclaves

Tuttnauer Automatic Autoclaves	29
Tuttnauer Manual Autoclaves	28
Tuttnauer Valueklave	28

## B

B.I.O. Instructional Tape	22
---------------------------	----

### Bowls

Economy Water & Feed Bowls	92
Brackets	92
Kennel Gear Bowls	93

Brite Spot, Desk Mount Light	32
------------------------------	----

## C

### Cabinetry

Modular Exam Cabinetry	24
Modular Lab and Pharmacy Cabinetry	34
Utility Chase Treatment Center	44

### Optional Utility Chase Accessories

Optional Shelves and Cabinets for Utility Chase	45
"Roll-A-Bout" Storage Unit	45

Cage/Kennel	78-88
-------------	-------

Cage/Kennel Door Cover, Quiet Time	97, 123
------------------------------------	---------

Cage Valets	115
-------------	-----

Canine Scale	6
--------------	---

Card Holders	115
--------------	-----

Cat Condos	106-114
------------	---------

### Centrifuges

Micro-Hematocrit Centrifuge	30
Power Spin FX	30

Power Spin LX	30
Power Spin MX	30

### Chairs

Economy Stool, Threaded Stem	14, 123
------------------------------	---------

Grooming Chairs	123
-----------------	-----

Lab Chairs, Round Seat with Small Backrest, Counter Height	14
--	----

Lab Chairs, Round Seat with Small Backrest, Desk Height	14
---	----

Reception/Office Chair	6
------------------------	---

Clip Light	15
------------	----

Collection Pail, 12 1/2 Quart	58
-------------------------------	----

Collection Pail with Caster Base	58
----------------------------------	----



## D

Diagnostic Set	17
----------------	----

Diagnostic Set/Mini 3000 Otoscope/Ophthalmoscope Set	16
--	----

Drain Cover	101
-------------	-----

Drain Kit	121
-----------	-----

Dryer Cage	124
------------	-----

## E

Economy Lift/Exam Table, Hydraulic or Electric	13
--	----

EN-100, Trio Extension Unit	19
-----------------------------	----

EN-100 Instrument Storage Box on Mobile Stand	19
---	----

End & Top Panels	116
------------------	-----

## F

Feline Scale	11
--------------	----

Fetch Pole	126
------------	-----

Fiber Optic Headlight, MD 1000	62
--------------------------------	----

Fiber Optic Projector HK 7000	62
-------------------------------	----

Finoff Transilluminator	22
-------------------------	----

Fold-Up Wall Mount Exam Table	12
-------------------------------	----

## G

	Grooming Table, Electric & Hydraulic	122
	Guillotine Door	101

## H

### Handles

	Beta NT Well Charger Handle	18
	Beta R Rechargeable Plug-In Handle	18
	“C” Cell Converter & Battery Extension for Beta Handles	18
	Hand-Held Woods/Exam Light with Magnifier	15
	NT - 200 Well Charger	19
	Hose Reel	127

## I

### Instrument Stands

	Mayo Stand	56
	Mobile Instrument Stand	56
	Mobile Instrument Table	57

### IV Products

	Cage Assembly Support Brackets for IV Track System	70
	Cage Door IV Holder	71
	IV Holder, Rail Attachment	59
	IV Pump Holder	71
	IV Track-Ceiling Mount System	70
	Mobile IV Stand	71
	Isolation/Parvo Cage	72

## J

## K

	Kennels/Cages	78-88
	Kennel Door Covers, Quiet Time	97, 123
	Kennel Runs/Gates	100-105



## L

	Lab Chairs, Round Seat with Small Backrest, Counter Height	14, 123
	Lab Chairs, Round Seat with Small Backrest, Desk Height	14, 123
	Lab Stool, Economy, Threaded Stem	14, 123
	Laryngoscope Blades	63
	Laryngoscope Handle with Sanalox Connector	63

### Lens

	Aspheric Ophthalmoscopy Lens, Ground Glass AR 20 D	21
	Aspheric Ophthalmoscopy Lens, Molded Glass 20 D	21
	Lift Exam Table	8
	Lift Exam Table with Canine Scale	8

### Lights

	3S LED Headlight with Professional Headband and Portable mPack Power Supply	63
	Ancelary Surgical Light, HL 5000, 50 Watt, C-Clamp Mounting Bracket	59
	Clip Light	15
	Exam/Procedure Light, Ceiling Mount	43
	Exam/Procedure Light, Wall Mount	42
	Fiber Optic Headlight, MD 1000	62
	Fiber Optic Projector HK 7000	62
	Hand-Held Woods/Exam Light with Magnifier	15
	mPack Power Supply, Li-ion	63
	Surgery Lights	54-55
	Litter Pans, Stainless Steel	91

### Loupes

	C Series Binocular Loupes	60
	C Series Loupe with Headband	60
	Face Shields for Spectacle, 12 Pack	61
	HR Series Loupe, 2.5x. 16" working distance, Pro Headband	61
	HR Series Loupe, S-Frame	60

## M

	Meds Organizer	31
	Mark II Exam Table	10
	Mark IV Exam Table with Canine Scale	10

### Mats

	Anti-Fatigue Mat	51, 123
	Stat-Mats™ Anti-Fatigue Mat	6, 13, 45, 51, 121







# Index

## Microscopes

	Shor-Line Infinity—Plus Microscope	26
	Shor-Line IP730 Microscope	27
	Shor-Line Microscope M250 LED	27
	Mobile Animal Lift Table	9
	Mobile Animal Lift Table with Canine Scale	9
	Mobile Prep Table	57
	Mobile Stainless Steel Utility Cart	57
	Mobile Transport Unit	90

## N

	Narcotics Safes	31
--	-----------------	----

## O

### Ophthalmoscopes

	Diagnostic Set/Mini 3000 Otoscope/ Ophthalmoscope Set	16
	EN-100 Otoscope/Ophthalmoscope Wall Unit Set	19
	K 180 Ophthalmoscope, Head Only	16
	Mini 3000 Ophthalmoscope	15
	Omega 500 Binocular Indirect Ophthalmoscope (B.I.O.)	21
	Sigma 150 K Binocular Indirect Ophthalmoscope (B.I.O.)	20
	Teaching/Observation Mirrors for Sigma 150K & Omega 500	22



### Otosopes

	Beta 100, Otoscope Head Only	16
	Beta 200 Fiber Optic Otoscope, Head Only	17
	Diagnostic Set/Mini 2000 Otoscope/ Ophthalmoscope Set	16
	EN-100 Otoscope/Ophthalmoscope Wall Unit Set	19
	Mini 3000 Otoscope	15

### Specula

	Disposable Specula	17
	Specula Adapter for Beta 100 Otoscope	16
	Specula Set 4, 6 & 9 mm	17

## Oxygen Therapy Products

	Bubble Humidifier	69
	Mobile Transport with O2 Door	69
	Oxygen Regulator & Flow Meter	69
	Oxygen Therapy Conversion Kit, 48" x 30" Double Door Cage	68
	Oxygen Therapy Doors	68

## P

	Pedestal Base Exam Table	12
--	--------------------------	----

### Plastic Cages

	Plastic Cages	98
	Divider for Large Plastic Cage	99
	Floors for Plastic Cages	99
	Pan for Plastic Cage	99
	Platform for Plastic Cage	99

### Plumbing Fixtures

	Atmospheric Back Flow Preventer	46, 120
	Deck Mount Faucets	46, 121
	Scrub Sink Package	58
	Drain Kit	46, 121
	Spill Resistant Vacuum Breaker	46, 120
	Tapmaster	58
	Wall Mount Faucet	120

	<b>PVC Coated Grill Floors</b>	69, 89, 116, 118, 119
--	--------------------------------	-----------------------

## Platform

	Mobile Platform	89
	Stationary Platform	89

## Q

	Quiet Time, Kennel Door Covers	97, 123
--	--------------------------------	---------

## R

	Reception/Office Chair	6
	Record Holders	115
	Removable Divider for Stainless Steel Double Door Cages	90
	Resting Bench	101

## S

### Scales

	Canine Scale, Corded Remote Display	6
	Canine Scale, Post Remote Display	6

🔍	Feline Scale	11
🔍	Lift Exam Table with Canine Scale	8
🔍	Mark IV Exam Table with Canine Scale	10
🔍	Mobile Animal Lift Table with Canine Scale	9
🔍	Small Animal/Avian Scale	11
<b>Shelves</b>		
🏠	Shor-Shelf® Cat Perching Shelf	91
🏠	Stainless Steel Cages with Fixed Cat Resting Shelf	91
<b>Slit Lamp</b>		
🔍	HSL 150 Slit Lamp, Head Only	18
🔍	Loupe Attachment, 10x, for HSL 150	18
<b>Specula</b>		
🔍	Disposable Specula	17
🔍	Specula Adapter for Beta 100 Otoscope	16
🔍	Specula Set 4, 6 & 9 mm	17
🏠	Squeeze Restraint	90
🔍	Stationary Wall Mount Exam Table	12
<b>Stethoscope</b>		
🔍	Gamma 20 Stethoscope	23
🔍	Gamma 2.2 Stethoscope	23
🔍	Storage Case for Sigma 150 or Omega 500 B.I.O.	22
📦	Supply Bin 13	31
📦	Supply Bin "4 Plus 4"	31

## T

### Tables

#### Exam Tables

🔍	Economy Lift/Exam Table, Hydraulic or Electric	13
🔍	Exam/Treatment Tables, 60" x 46" Long with Laminate Cabinets and Knee Space	36
🔍	Fold-Up Wall Mount Exam Table	12
🔍	Lift Exam Table	8
🔍	Lift Exam Table with Canine Scale	8
🔍	Mark II Exam Table	10
🔍	Mark IV Exam Table with Canine Scale	10
🔍	Mobile Animal Lift Table	9
🔍	Mobile Animal Lift Table with Canine Scale	9
🔍	Pedestal Base Exam Table	12
🔍	Stationary Wall Mount Exam Table	12

#### Grooming Table

🔍	122
---	-----

#### Surgery Tables

🔍	CoJack-Plus Multipurpose Table	52-53
🔍	Flat-Top Surgery Table	48
🔍	Heated Flat-Top Surgery Table	50
🔍	Heated Retro Kits for V-Top and Flat-Top	51
🔍	Heated V-Top Surgery Table	50
🔍	V-Top Surgery Table	49

#### Thermal Support System

🔍	Thoracic Positioner	72
🔍		56

### Tubs

🔍	Backsplash Tub	118
🔍	Step-Up Bathing Tub	118

### Tub/Tables

🔍	Bi-Level Tub/Table with Stainless Steel Legs	41, 119
🔍	Standard Combination Tub/Table with Stainless Steel Legs	119
🔍	Tub/Tables, 60" & 46" Long with 6" & 16" Deep Tubs and Standard Laminate Cabinets	38
🔍	Tub/Tables, 60" & 46" Long with 6" & 16" Deep Tubs and Stainless Steel Frame	41
🔍	Tub/Tables, 60" & 46" Long with Laminate Cabinets and Knee Space	38
🔍	Tub/Tables, 60" & 46" Long with Stainless Steel Cabinet and Knee Space	40






This catalog may not include the latest product information. Our website is the best source for up to date information regarding our products. Please visit our website at [www.shor-line.com](http://www.shor-line.com) or call 1.800.444.1579.






# { } Index

## U

	Utility Chase Treatment Center	44
	<b>Optional Accessories</b>	<b>45</b>
	Optional Shelves and Cabinets for Utility Chase	45
	“Roll-A-Bout” Storage Unit	45

## V








	Vacu-Positioner Kit	56
	Versatile Test Tube Holder	31
	Versatile Bird Perch	11

## W

	NT - 200 Well Charger	19
---	-----------------------	----

## X

### X-Ray

	Britespot, Standard Desk Mount Light	32
	Deluxe X-Ray Viewer	32, 59
	Economy X-Ray Viewer	23
	Thyroid Collar	33
	X-Ray Apron	33
	X-Ray Mittens	33
	X-Ray Rack for Apron and Mittens	33

## Y

## Z

